CADDO PARISH COMMISSION

Shreveport, Louisiana

ANNUAL COMPREHENSIVE FINANCIAL REPORT

for the Year Ended December 31, 2025

Prepared by the Department of Finance

Ms. Hayley B. Barnett
Director of Finance

CADDO PARISH COMMISSION
Shreveport, Louisiana

Table of Contents

	Page(s)
INTRODUCTORY SECTION	
Title Page	I
Table of Contents	II
Letter of Transmittal	VI
Organizational Chart	XI
Appointed Officials per Home Rule Charter	XII
Elected Officials	XII
FINANCIAL SECTION	
Independent Auditor's Report	1
Management's Discussion and Analysis (MD&A)	4
Basic Financial Statements	
Government-wide Financial Statements (GWFS):	
Statement of Net Position	15
Statement of Activities	16
Fund Financial Statements	
Governmental Funds:	
Balance Sheet	17
Reconciliation of the Governmental Funds Balance Sheet to the Statement of Net Position	19
Statement of Revenues, Expenditures, and Changes in Fund Balances	20
Reconciliation of the Statement of Revenues, Expenditures, and Changes in Fund Balances of Governmental Funds to the Statement of Activities	22
Proprietary Funds:	
Statement of Net Position	23
Statement of Revenues, Expenses, and Changes in Net Position	24
Statement of Cash Flows	25
Fiduciary Funds:	
Statement of Fiduciary Net Position	26
Statement of Changes of Fiduciary Net Position	27

CADDO PARISH COMMISSION
Shreveport, Louisiana

Table of Contents

	Page(s)
FINANCIAL SECTION (CONTINUED)	
Discretely Presented Component Units:	
Combining Statement of Net Position	28
Combining Statement of Activities	30
Notes to Basic Financial Statements	32
Required Supplementary Information	
Schedule of Revenues, Expenditures, and Changes in Fund Balance – Budget and Actual:	
General Fund	71
Special Revenue Fund - Detention Facilities Fund	72
Special Revenue Fund - Solid Waste Disposal Fund	73
Special Revenue Fund - Public Works Fund	74
Special Revenue Fund - Head Start Fund	76
Special Revenue Fund - Biomedical Fund	77
Special Revenue Fund - Criminal Justice Fund	78
Special Revenue Fund - American Rescue Plan Fund	79
Notes to Budgetary Comparison Schedules	80
Schedule of Changes in OPEB Liability and Related Ratios and Notes	82
Schedule of Employer's Proportionate Share of the Net Pension Liability (Asset)	83
Schedule of Employer's Contributions to the Pension Plan and Related Notes	84
Supplementary Information	
Nonmajor Governmental Funds:	85
Combining Balance Sheet – By Fund Type	87
Combining Statement of Revenues, Expenditures, and Changes in Fund Balances – By Fund Type	88
Combining Balance Sheet – Nonmajor Special Revenue Funds	89
Combining Statement of Revenues, Expenditures, and Changes in Fund Balances – Nonmajor Special Revenue Funds	91
Combining Balance Sheet – Nonmajor Capital Projects Funds	93
Combining Statement of Revenues, Expenditures, and Changes in Fund Balances – Nonmajor Capital Projects Funds	94

CADDO PARISH COMMISSION
Shreveport, Louisiana

Table of Contents

	Page(s)
FINANCIAL SECTION (CONTINUED)	
Nonmajor Governmental Funds (continued):	
Schedules of Revenues, Expenditures, and Changes in Fund Balance – Budget and Actual:	
Special Revenue Fund - Building Maintenance Fund	95
Special Revenue Fund - Parks and Recreation Fund	96
Special Revenue Fund - Health Tax Fund	97
Special Revenue Fund - Riverboat Fund	99
Special Revenue Fund - Economic Development Fund	100
Special Revenue Fund - Economic Development Trust Fund	101
Special Revenue Fund - Law Officers Witness Fund	102
Special Revenue Fund - Section 8 Housing Fund	103
Special Revenue Fund - Juvenile Justice Fund	104
Special Revenue Fund - Oil and Gas Fund	106
Special Revenue Fund - Opioid Settlement Fund	107
Special Revenue Fund – E Edward Jones Housing Trust Fund	108
Debt Service Fund	109
Internal Service Funds:	110
Combining Statement of Net Position	111
Combining Statement of Revenues, Expenses, and Changes in Net Position	112
Combining Statement of Cash Flows	113
Fiduciary Funds:	114
Combining Statement of Fiduciary Net Position	115
Combining Statement of Changes in Assets and Liabilities	116
Other Supplemental Information	
Schedule of Compensation, Benefits and Other Payments to Agency Head	117
Justice System Funding Schedule – Receiving Entity as Required by Act 87	118
STATISTICAL SECTION (UNAUDITED)	119
Net Position by Component – Last Ten Fiscal Years	120
Changes in Net Position – Last Ten Fiscal Years	121
Fund Balances of Governmental Funds – Last Ten Fiscal Years	122
Changes in Fund Balances for Governmental Funds – Last Ten Fiscal Years	123
Assessed Value and Estimated Actual Value of Taxable Property – Last Ten Fiscal Years	124
Property Tax Rates – Direct and Overlapping Governments – Last Ten Fiscal Years	125
Principal Property Taxpayers – Current Year and Nine Years Ago	126
Property Tax Levies and Collections – Last Ten Fiscal Years	127
Taxable Sales by Category – Last Ten Fiscal Years	128

CADDO PARISH COMMISSION
Shreveport, Louisiana

Table of Contents

	Page(s)
STATISTICAL SECTION (UNAUDITED) (CONTINUED)	
Direct and Overlapping Sales Tax Rates – Last Ten Fiscal Years	129
Sales Tax Revenue Payers by Industry – Last Ten Fiscal Years	130
Ratios of Outstanding Debt by Type – Last Ten Fiscal Years	131
Ratios of Net General Bonded Debt – Last Ten Fiscal Years	132
Direct and Overlapping Governmental Activities Debt as of December 31, 2025	133
Legal Debt Margin Information – Last Ten Fiscal Years	134
Demographic and Economic Statistics – Last Ten Fiscal Years	135
Principal Employers for the Years Ended 2025 and 2016	136
Full-Time Equivalent Parish Government Employees by Function – Last Ten Fiscal Years	137
Operating Indicators by Function – Last Ten Fiscal Years	138
Capital Asset Statistics by Function – Last Ten Fiscal Years	139


1838
CADDO PARISH

THE PARISH OF CADDO
DEPARTMENT OF FINANCE

Hayley B. Barnett
DIRECTOR
Office • 318.226.6920
Fax • 318.429.7609

GOVERNMENT PLAZA
505 Travis Street • Suite 800
P.O. Box 1127
Shreveport, LA 71163-1127

Stephanie Rico-Griffith
ASSISTANT DIRECTOR
Office • 318.841.5521

Darlene Cooper
PROCUREMENT OFFICER
Office • 318.226.6903
Fax • 318.226.6909

June 30, 2026

The Honorable Gregory Young, President
and Members of the Caddo Parish Commission
and Citizens of Caddo Parish
Government Plaza
505 Travis Street
Shreveport, LA 71101-5409

Dear Citizens of the Parish of Caddo and Commissioners:

In compliance with Section 3-09 of the Home Rule Charter for Caddo Parish, we are pleased to submit the Annual Comprehensive Financial Report (ACFR) of the Caddo Parish Commission (the Commission) for the year ended December 31, 2025. These financial statements were prepared in conformity with accounting principles generally accepted in the United States of America and audited in accordance with generally accepted government auditing standards and the standards applicable to financial audits contained in government auditing standards issued by the Comptroller General of the United States by a firm of licensed certified public accountants. I believe this report presents comprehensive information about the Commission's financial and operating activities during 2025 that is useful to taxpayers, citizens, and other interested persons.

This report was prepared by the Department of Finance and consists of management's representations concerning the finances of the Commission. Consequently, management assumes full responsibility for the completeness and reliability of all of the information presented in this report. To provide a reasonable basis for making these representations, management of the Commission has established an internal control framework that is designed both to protect the government's assets from loss, theft, or misuse and to compile sufficient reliable information for the preparation of the Commission's financial statements in conformity with generally accepted accounting principles (GAAP). Because the cost of internal controls should not outweigh their benefits, the Commission's comprehensive framework of internal controls has been designed to provide reasonable rather than absolute assurance that the financial statements will be free from material misstatement. We assert that, to the best of our knowledge and belief, this financial report is complete and reliable in all material respects.

Section 3-09 of the Home Rule Charter for Caddo Parish requires that the Commission provides for an annual independent audit of all accounts and financial transactions of the Commission by a firm of independent certified public accountants duly licensed to practice in the state of Louisiana. The accounting firm of Carr, Riggs & Ingram, L.L.C. was selected by the Commission to conduct its annual audit. The goal of the independent audit was to provide reasonable assurance that the financial statements of the Commission for the fiscal year ended December 31, 2025 are free of material misstatement. The independent audit involved examining, on a test basis, evidence supporting the amounts and disclosures in the financial statements; assessing the accounting principles used and significant estimates made by management; and evaluating the overall financial statement presentation.

The independent auditor concluded, based upon the audit, that there was a reasonable basis for rendering an unmodified opinion on the Commission's governmental activities, each major fund, and the aggregate remaining fund information for the Commission. The independent auditors' report is presented as the first component of the financial section of this report.

The independent audit of the financial statements of the Commission was part of a broader, federally mandated "Single Audit" designed to meet the special needs of federal grantor agencies. The standards governing Single Audit engagements require the independent auditor to report not only on the fair presentation of the financial statements, but also on the audited government's internal controls and compliance with legal requirements, with special emphasis on internal controls and legal requirements involving the administration of federal awards. These reports are available in the Commission's separately issued Single Audit Report.

GAAP requires that management provides a narrative introduction, overview, and analysis to accompany the basic financial statements in the form of Management's Discussion and Analysis (MD&A). This letter of transmittal is designed to complement MD&A and should be read in conjunction with it. The Commission's MD&A can be found immediately following the independent auditor's report.

Profile of the Caddo Parish Commission

The Commission is the governing authority for Caddo Parish and is a political subdivision of the state of Louisiana. The Commission consists of twelve members called commissioners who are elected to four-year terms from single member districts. The Commission enacts ordinances, sets policy, and establishes programs in such fields as criminal and juvenile justice, highways and streets, sanitation, planning and zoning, public health and welfare, libraries, culture and recreational facilities, economic development, and general administrative services.

The Commission was established December 10, 1984, after voter approval of the Home Rule Charter for Caddo Parish on April 7, 1984. The Commission replaced the Caddo Parish Police Jury, which was established January 18, 1838. Under the Home Rule Charter form of government, an elected commission serves as the legislative branch and the Parish Administrator is the Chief Executive Officer and head of the executive branch of the parish government. The Administrator is responsible for carrying out policies adopted by the Commission, and is the supervisor of all Commission departments, offices, and agencies. She has the power to appoint and remove, subject to provisions of the Charter, all administrative officers and employees responsible to her.

Reporting Entity

As required by GAAP, these financial statements present the primary government (the Commission) and its component units. Several agencies provide public services to Caddo Parish residents and should be included in the financial statements of the Commission as discrete component units. Component units are defined as legally separate organizations for which the Commission is financially accountable. The criteria used in determining whether financial accountability exists include the appointment of a voting majority of an organization's governing board, the ability of the primary government to impose its will on that organization or whether there is a potential for the organization to provide specific financial benefits or burdens to the primary government. Fiscal dependency may also play a part in determining financial accountability. Accordingly, financial data for the following entities is included in this report:

District Attorney of the First Judicial District
Caddo Correctional Center
Caddo Parish Communications District Number 1
Fire District Number 1
Fire District Number 3
Fire District Number 4
Fire District Number 5
Fire District Number 6
Fire District Number 7

Fire District Number 8
North Caddo Hospital Service District
Sewerage District Number 2
Sewerage District Number 7
Waterworks District Number 7
Pinehill Waterworks District Number 8
Lakeview Waterworks District
Caddo Industrial Development Board

Current Louisiana law provides for the creation of various Districts for the provision of certain services on a parish-wide level. Examples include the Caddo Parish Public School System, Clerk of Court, Sheriff, Assessor, and Coroner. Each of these Districts is legally separate from the Commission and is governed by independently elected officials. The Commission is not considered to be accountable for these Districts due to the inability of the Commission to impose its will over the daily operations. These officials prepare their own budgets, designate their own management teams, issue debt, and levy their own taxes or fees. While some financial burdens are placed on the Commission by these Districts, it is not considered significant enough to warrant their inclusion in the reporting entity.

Budgetary Control

The Commission maintains a system of budgetary controls, the objective of which is to ensure compliance with the annual appropriated budget. The annual budget serves as the foundation for the Commission's financial planning and control. Prior to November 1, the Parish Administrator submits to the Commission a proposed operating budget for the fiscal year commencing the following January 1. The operating budget includes proposed expenditures and the means of financing them. A public hearing is then conducted, after proper official journal notification, to obtain taxpayer comments. Prior to December 27, the budget is legally enacted through passage of an ordinance.

The budget ordinance is structured such that revenues are budgeted by source, and appropriations are budgeted by department (function) or program expenditures. The Home Rule Charter provides that expenditures may not legally exceed appropriations on a functional (departmental or program) basis. Expenditures approved on a functional level are detailed by object account by the Parish Administrator and Finance Director. Revisions to the budget as enacted at the department (function) or program level require Commission action. Revisions at the object level can be approved by the Parish Administrator without seeking approval of the Commissioners. Several such revisions were made during the year ended December 31, 2025.

Local Economy

The economy of Northwest Louisiana remains stable. The stable outlook reflects the expectation that economic conditions throughout the region will likely remain constant due to diversification and some growth, related to the expansion of the Amazon data centers. Ad valorem taxes make up the largest portion of Commission revenues and the limited growth in the economy has affected property valuations. The 2025 property assessment resulted in an increase of 3.4% in the overall assessment from 2024 to 2025. Maintaining property tax revenues at a consistent level will allow the Commission to maintain its strong financial position while prudently administering its capital needs. Sales taxes, the Commission's second largest revenue source, have fluctuated widely with a 5% decrease from 2022 to 2023, an 8% decrease from 2023 to 2024 and a 4.9% increase from 2024 to 2025. The increase in sales taxes is directly attributable to the increase in oil and gas activity. It is the Commission's practice to budget conservatively for sales tax revenue given the volatile nature of this economically sensitive revenue source. The unemployment rate decreased slightly from 4.6% in 2024 to 4.1% in 2025, which is comparable to the national average.

Several factors will play a role in determining Caddo Parish's economic course over the next year: if there are any new companies acquiring leases for the old General Motors plant, activity in the oil and gas industry, and new firms entering the market. The Caddo Parish economy has experienced some gains during 2025 with the additional SLB Investment at the old General Motors (GM) and the $12 billion expansion of Amazon data centers. The Port of Caddo-Bossier (the "Port") continues to be a significant contributor of economic growth in the region with major tenants like Benteler Steel, Ternium, Pratt Industries and Ronpak.

Caddo Parish's diverse economy helps the region to withstand economic downturns. The area has major manufacturing employers such as SLB, Frymaster, Foremost Dairy, Benteler Steel and Calumet. Another buffer for the area's economy is the huge military presence at the Barksdale Air Force Base, which has over 14,000 employees.

In June 2025, Ascentek announced that they will break ground on a transformative Manufacturing Assistance Facility (MAF) expansion. With an investment of more than $50 million, they are building a future of advanced manufacturing and distribution to meet rising global demand and deliver even greater value to our customers and their end users. The construction of the 270,000 square-foot MAF will be connected to the existing site. The expansion is projected to create 91 new direct jobs while retaining 105 existing positions. According to Louisiana Economic Development, the ripple effect could generate 338 jobs regionally, reinforcing Shreveport's role as a hub for advanced manufacturing.

In 2025, Amazon announced plans to invest $12 billion to construct new, state-of-the-art data center campuses that will support cloud computing technologies. The development represents a coordinated, multi-site investment across Caddo and Bossier Parishes, designed to support regional economic activity and serve customers. As demand for AI and digital infrastructure accelerates nationwide, Louisiana continues to stand out as a place that delivers: combining reliable power, a world-class workforce and a strong record of executing complex projects at scale. The project is expected to create 540 direct new jobs with wages at or above 150% of the statewide annual average wage. Louisiana Economic Development estimates the project will result in 1,700 additional indirect new job opportunities in the Northwest Region.

In December 2025, SLB announced it will invest $30 million to expand its operations in Caddo Parish, building on its transformation of the former GM assembly plant into a modern, climate-controlled advanced manufacturing hub. The project underscores the company's role in the hyperscaler supply chain and its long-term commitment to Louisiana's advanced manufacturing sector.

In addition to its 660 current employees, the company is expected to create 600 direct new jobs. Louisiana Economic Development estimates the project will result in an additional 744 indirect new jobs, for a total of 1,344 potential new job opportunities in the Northwest Region.

SLB has invested more than $18 million in its Shreveport operations to date, and the new project will build on that foundation by doubling the facility's footprint. Work on the expansion will begin in January 2026, with staffing increases planned through 2027 as new areas of the site become operational.

Long-Term Financial Planning

The Commission continually addresses long-term financial concerns to ensure resources are available to meet future needs and allow for continuity of services. In 2020, the Commission successfully renewed the Public Health Facilities, Juvenile Court and Detention, and Parish Courthouse millages. In 2022, the Commission was successful in renewing three tax renewals: Public Works, Detention Facilities, and Public Health. In 2022, the Commission was also successful in receiving approval from the voters to continue the 1.5 Debt millage. This allowed the Commission to issue an additional $20 million in bonds to help finance capital projects.

The Commission is committed to using its oil and gas monies to ensure funds are available for future capital projects as well as providing a source of revenue for operating expenditures, if the need arises. The Commission also has over $74.1 million in its General Fund, of which $47.3 million is committed to contingencies, to provide financial resources in the event of a major interruption in budgeted revenues. The Commission also issued limited tax revenue bonds in 2020 to fund major, long-term capital projects.

In 2021, the American Rescue Plan Act (ARPA) became law. The Parish received a total of $46.6 million from the U. S. Treasury in 2021-2022. The Parish continues to use this funding in accordance with the Treasury guidelines to complete eligible projects throughout the Parish. ARPA projects will be complete by December 2026.

Relevant Financial Policies

The Commission has a cash management program, which consists of pooling cash and investments for all funds of the Commission. Available cash was invested in a special bank "investment account" collateralized by obligations of U. S. government agencies or insured by the Federal Deposit Insurance Corporation. Additional investments are accomplished through purchases of obligations of the U. S. Treasury, obligations of U. S. government agencies, and by participation in the Louisiana Asset Management Pool Inc.

Appropriate fund balance levels vary widely among individual funds. The primary consideration is the fund revenue structure. Long-range plans and anticipated requirements for new services or capital expenditures are also important. It is a general goal to maintain a fund balance of 25% in those funds that rely heavily upon ad valorem tax revenues. A fund balance of 10% is considered adequate for funds with sales taxes or other revenue sources that are collected evenly during the year. The Parish Commission has established a policy to maintain a fund balance of $1,000,000 for the General Fund. At December 31, 2025, the Commission's total fund balance was $275.3 million and represented 181% of total revenues.

The Commission maintains limited risk management programs for general liability and workers' compensation. As part of this plan, workers are trained in accident prevention and hazard avoidance techniques. Third-party coverage of $2,000,000 per occurrence and $4,000,000 annual aggregate is maintained for general liability claims. Retention limits are $50,000 per claim with an annual aggregate total of $560,000. Third-party coverage is also maintained for workers' compensation cases above $500,000. In addition to the revenues collected in the General Insurance Fund, resources are designated within the General Fund for payment of potential claims. The Commission is partially self-insured for employee medical and life insurance with third-party coverage for occurrences over $135,000 and aggregate stop-loss coverage for losses in excess of 125% of expected claims.

Acknowledgments

The preparation of this report could not be accomplished without the dedicated and efficient services of the entire Department of Finance staff and the assistance of the Commission's independent auditors, Carr, Riggs and Ingram, L.L.C. Substantial recognition should also be given to the Commission and our Parish Administrator and CEO, Ms. Erica R. Bryant for their interest and support in conducting the financial operations of the Commission in a responsible and progressive manner.

Sincerely,



Hayley B. Barnett
Director of Finance

This page intentionally left blank.

CADDO PARISH COMMISSION
Shreveport, Louisiana

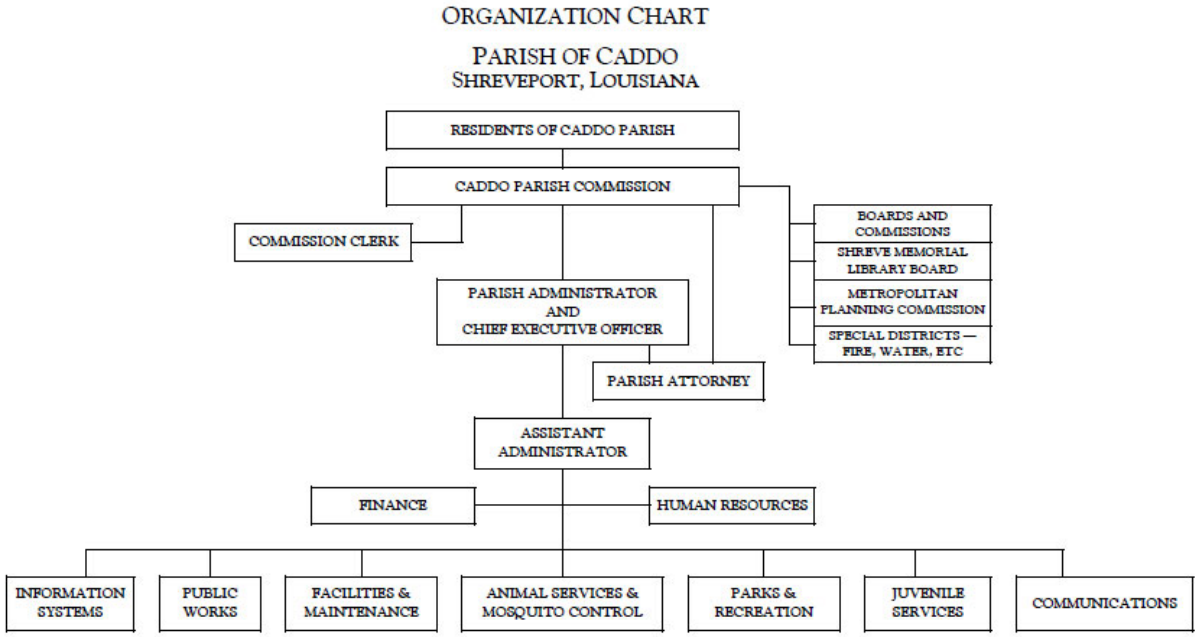

CADDO PARISH COMMISSION
Shreveport, Louisiana

Appointed Officials per Home Rule Charter

Ms. Erica R. Bryant	Parish Administrator and Chief Executive Officer
Mr. H. Clay Walker	Assistant Parish Administrator
Ms. Hayley B. Barnett	Director of Finance
Ms. Sherron Williams	Director of Human Resources
Mr. Timothy Weaver	Director of Public Works
Mr. Maurice Carson	Director of Facilities and Maintenance
Mr. Patrick Wesley	Director of Parks and Recreation
Mr. Travis Clark	Director of Animal Services and Mosquito Control
Mr. Andrew Randall	Director of Juvenile Services
Mr. Jeffrey Everson	Commission Clerk
Ms. Donna Frazier	Parish Attorney

CADDO PARISH COMMISSION

SHREVEPORT, LOUISIANA

COMMISSIONER-ADMINISTRATOR FORM OF GOVERNMENT



Christopher Kracman
District 1 • Republican



Gregory Young
District 2 • Democrat



Victor Thomas
District 3 • Democrat



John-Paul Young
District 4 • Republican



Roy Burrell
District 5 • Democrat



Steffon Jones
District 6 • Democrat



Stormy Gage-Watts
District 7 • Democrat



Grace Anne Blake
District 8 • Republican



John E. Atkins
District 9 • Republican



Ronald Cothran
District 10 • Democrat



Edward "Ed" Lazarus
District 11 • Republican



Kenneth "Ken" Epperson, Sr.
District 12 • Democrat


CADDO PARISH
1838

CARR, RIGGS & INGRAM, L.L.C.

Carr, Riggs & Ingram, L.L.C.
1000 East Preston Avenue
Suite 200
Shreveport, LA 71105

Mailing Address:
PO Box 4278
Shreveport, LA 71134

318.222.2222
318.226.7150 (fax)
CRIadv.com

INDEPENDENT AUDITOR'S REPORT

The Members of the Caddo Parish Commission
Shreveport, Louisiana

Report on the Audit of the Financial Statements

Opinions

We have audited the accompanying financial statements of the governmental activities, the aggregate discretely presented component units, each major fund, and the aggregate remaining fund information of the Caddo Parish Commission (the Commission), as of and for the year ended December 31, 2025, and the related notes to financial statements, which collectively comprise the Commission's basic financial statements as listed in the table of contents.

In our opinion, based on our audit and the reports of the other auditors, the financial statements referred to above present fairly, in all material respects, the respective financial position of the governmental activities, the aggregate discretely presented component units, each major fund, and the aggregate remaining fund information of the Commission, as of December 31, 2025, and the respective changes in financial position, and, where applicable, cash flows thereof for the year then ended in accordance with accounting principles generally accepted in the United States of America.

With the exception of the District Attorney of the First Judicial District, Caddo Parish Communications District Number One, and the Caddo Correctional Center, we did not audit the financial statements of the remaining discretely presented component units as described in Note 1(a) to the financial statements. Those statements were audited by other auditors, whose reports have been furnished to us, and our opinion, insofar as it relates to the amounts included for these entities, is based solely on the reports of the other auditors and represent $125,104,396 (68%) of the assets and $83,439,738 (59%) of the revenues of the aggregate discretely presented component units.

Basis for Opinions

We conducted our audit in accordance with auditing standards generally accepted in the United States of America and the standards applicable to financial audits contained in *Government Auditing Standards* issued by the Comptroller General of the United States. Our responsibilities under those standards are further described in the Auditor's Responsibilities for the Audit of the Financial Statements section of our report. We are required to be independent of the Commission and to meet our other ethical responsibilities, in accordance with the relevant ethical requirements relating to our audit. We believe that the audit evidence we have obtained is sufficient and appropriate to provide a basis for our audit opinions.

Responsibilities of Management for the Financial Statements

Management is responsible for the preparation and fair presentation of the financial statements in accordance with accounting principles generally accepted in the United States of America, and for the design, implementation, and maintenance of internal control relevant to the preparation and fair presentation of financial statements that are free from material misstatement, whether due to fraud or error.

In preparing the financial statements, management is required to evaluate whether there are conditions or events, considered in the aggregate, that raise substantial doubt about the Commission's ability to continue as a going concern for twelve months beyond the financial statement date, including any currently known information that may raise substantial doubt shortly thereafter.

Auditor's Responsibilities for the Audit of the Financial Statements

Our objectives are to obtain reasonable assurance about whether the financial statements as a whole are free from material misstatement, whether due to fraud or error, and to issue an auditor's report that includes our opinions. Reasonable assurance is a high level of assurance but is not absolute assurance and therefore is not a guarantee that an audit conducted in accordance with generally accepted auditing standards and *Government Auditing Standards* will always detect a material misstatement when it exists. The risk of not detecting a material misstatement resulting from fraud is higher than for one resulting from error, as fraud may involve collusion, forgery, intentional omissions, misrepresentations, or the override of internal control. Misstatements are considered material if there is a substantial likelihood that, individually or in the aggregate, they would influence the judgment made by a reasonable user based on the financial statements.

In performing an audit in accordance with generally accepted auditing standards and *Government Auditing Standards*, we:

- Exercise professional judgment and maintain professional skepticism throughout the audit.
- Identify and assess the risks of material misstatement of the financial statements, whether due to fraud or error, and design and perform audit procedures responsive to those risks. Such procedures include examining, on a test basis, evidence regarding the amounts and disclosures in the financial statements.
- Obtain an understanding of internal control relevant to the audit in order to design audit procedures that are appropriate in the circumstances, but not for the purpose of expressing an opinion on the effectiveness of the Commission's internal control. Accordingly, no such opinion is expressed.
- Evaluate the appropriateness of accounting policies used and the reasonableness of significant accounting estimates made by management, as well as evaluate the overall presentation of the financial statements.
- Conclude whether, in our judgment, there are conditions or events, considered in the aggregate, that raise substantial doubt about the Commission's ability to continue as a going concern for a reasonable period of time.

We are required to communicate with those charged with governance regarding, among other matters, the planned scope and timing of the audit, significant audit findings, and certain internal control-related matters that we identified during the audit.

Required Supplementary Information

Accounting principles generally accepted in the United States of America require that the management's discussion and analysis (page 4-14), and the budgetary comparison information (page 71-81), the schedule of changes in OPEB liability and related ratios and notes (page 82), the schedule of employer's proportionate share of the net pension liability (asset) (page 83), and the schedule of employer's contributions to the pension plan and related notes (page 84), listed as Required Supplementary Information in the table of contents, be presented to supplement the basic financial statements. Such information is the responsibility of management and, although not a part of the basic financial statements, is required by the Governmental Accounting Standards Board who considers it to be an essential part of financial reporting for placing the basic financial statements in an appropriate operational, economic, or historical context. We have applied certain limited procedures to the required supplementary information in accordance with auditing standards generally accepted in the United States of America, which consisted of inquiries of management about the methods of preparing the information and comparing the information for consistency with management's responses to our inquiries, the basic financial statements, and other knowledge we obtained during our audit of the basic financial statements. We do not express an opinion or provide any assurance on the information because the limited procedures do not provide us with sufficient evidence to express an opinion or provide any assurance.

Supplementary Information

Our audit was conducted for the purpose of forming opinions on the financial statements that collectively comprise the Commission's basic financial statements. The accompanying nonmajor governmental funds combining statements, nonmajor special revenue funds combining statements, nonmajor capital project funds combining statements, nonmajor funds budgetary comparison schedules, internal service funds combining financial statements, fiduciary funds combining financial statements, Schedule of Compensation, Benefits and Other Payments to Agency Head, and Justice System Funding Schedule – Receiving Entity, as required by Act 87, are presented for purposes of additional analysis and are not a required part of the basic financial statements. Such information is the responsibility of management and was derived from and relates directly to the underlying accounting and other records used to prepare the basic financial statements. The information has been subjected to the auditing procedures applied in the audit of the basic financial statements and certain additional procedures, including comparing and reconciling such information directly to the underlying accounting and other records used to prepare the basic financial statements or to the basic financial statements themselves, and other additional procedures in accordance with auditing standards generally accepted in the United States of America by us and other auditors. In our opinion, based on our audit and the report of the other auditors, nonmajor governmental funds combining statements, nonmajor special revenue funds combining statements, nonmajor capital project funds combining statements, nonmajor funds budgetary comparison schedules, internal service funds combining financial statements, fiduciary funds combining financial statements, Schedule of Compensation, Benefits and Other Payments to Agency Head, and Justice System Funding Schedule – Receiving Entity, as required by Act 87, are fairly stated, in all material respects, in relation to the basic financial statements as a whole.

Other Information

Management is responsible for the other information included in the annual report. The other information comprises the introductory and statistical sections but does not include the basic financial statements and our auditor's report thereon. Our opinions on the basic financial statements do not cover the other information, and we do not express an opinion or any form of assurance thereon.

In connection with our audit of the basic financial statements, our responsibility is to read the other information and consider whether a material inconsistency exists between the other information and the basic financial statements, or the other information otherwise appears to be materially misstated. If, based on the work performed, we conclude that an uncorrected material misstatement of the other information exists, we are required to describe it in our report.

Other Reporting Required by *Government Auditing Standards*

In accordance with *Government Auditing Standards*, we have also issued our report dated June 30, 2026, on our consideration of the Commission's internal control over financial reporting and on our tests of its compliance with certain provisions of laws, regulations, contracts, and grant agreements and other matters. The purpose of that report is solely to describe the scope of our testing of internal control over financial reporting and compliance and the results of that testing, and not to provide an opinion on the effectiveness of the Commission's internal control over financial reporting or on compliance. That report is an integral part of an audit performed in accordance with *Government Auditing Standards* in considering Commission's internal control over financial reporting and compliance.

Carr, Riggs & Ingram, L.L.C.

CARR, RIGGS & INGRAM, L.L.C.

Shreveport, Louisiana
June 30, 2026

CADDO PARISH COMMISSION

Shreveport, Louisiana

Management's Discussion and Analysis
December 31, 2025

We offer readers of the Caddo Parish Commission's (the Commission) financial statements this narrative overview and analysis of the financial activities of the Commission for the fiscal year ended December 31, 2025. We encourage readers to consider the information presented here in conjunction with additional information that we have furnished in our letter of transmittal.

Financial Highlights

Key financial highlights for the 2025 fiscal year include the following:

- The Commission's assets and deferred outflows of resources exceeded its liabilities and deferred inflows at the close of the fiscal year by $358,876,673 (net position). Of this amount, approximately $84.0 million (unrestricted net position) may be used to meet the Commission's obligations to citizens and creditors.

- The total net position of the Commission increased by $32.5 million for the year ended December 31, 2025. The increase is due to an increase of $9.1 million in charges for services, $8.7 million in operating grants and contributions, $3.3 million in Property Tax Revenue, $5.7 million in oil and gas leases, and $1.9 million in other general revenues. This was combined with a $12.9 million increase in expenditures for the period.

- As of the close of the fiscal year, the Commission's governmental funds reported a combined ending fund balance of $275,272,133, an increase of $10,990,271 in comparison with the prior fiscal year. Of this amount, $28.1 million was unassigned and available for spending; $0.2 million was non-spendable related to inventories; $152.2 million was subject to external restrictions on how it may be used; $53.2 million was committed to contingencies; $28.9 million was committed to subsequent years' expenditures and economic development; $12.6 million was assigned to special services and future claims.

- At the end of the fiscal year, unassigned fund balance for the General Fund was $26.2 million or 165.8% of total General Fund expenditures.

- The Commission's total long-term liabilities decreased by $8,332,667 (8.9%) during the fiscal year as a result of a decrease of $4.1 million in the pension liability (asset), a $0.7 million decrease in the OPEB liability and a decrease in debt of $3.6 million. These decreases are offset by an increase of $0.2 million in compensated absences for the period.

Overview of the Financial Statements

This Management's Discussion and Analysis (MD&A) is intended to serve as an introduction to the Commission's basic financial statements. The Commission's basic financial statements comprise three components: (1) government-wide financial statements, (2) fund financial statements, and (3) notes to the financial statements. This report also contains other supplementary information in addition to the basic financial statements themselves.

Government-wide financial statements. The government-wide financial statements are designed to provide readers with a broad overview of the Commission's finances, in a manner similar to a private sector business.

The statement of net position presents all of the Commission's assets, deferred outflows of resources, liabilities, deferred inflows of resources, and net position. Net position represents the difference between all elements in a statement of financial position and is displayed in three components: net investment in capital assets, restricted, and unrestricted. Over time, increases or decreases in net position may serve as a useful indicator of whether the financial position of the Commission is improving or deteriorating.

The statement of activities presents information showing how the Commission's net position changed during the fiscal year. All changes in net position are reported as soon as the underlying event giving rise to the change occurs, regardless of the timing of related cash flows. Thus, revenues and expenses are reported in this statement for some items that will only result in cash flows in future fiscal periods (e.g., uncollected taxes and earned but unused vacation leave).

The statement of net position and the statement of activities distinguish functions of the Commission that are principally supported by taxes, intergovernmental revenues, and charges for services (governmental activities) from other functions that are intended to recover all or a significant portion of their costs through user fees and charges (business-type activities). The Commission's governmental activities include general government, criminal justice, health and welfare, highways and streets, building facilities, drainage, sanitation, cultural and recreation, and economic development. The Commission did not report any business-type activities for the current fiscal year.

Fund financial statements. A fund is a grouping of related accounts that is used to maintain control over resources that have been segregated for specific activities or objectives. The Commission, like other state and local governments, uses fund accounting to ensure and demonstrate compliance with finance-related legal requirements. All of the funds of the Commission can be divided into three categories: governmental funds, proprietary funds, and fiduciary funds.

Governmental funds. Governmental funds are used to account for essentially the same functions reported as governmental activities in the government-wide financial statements; however, unlike the government-wide financial statements, governmental fund financial statements focus on near-term inflows and outflows of spendable resources, as well as on balances of spendable resources at the end of the fiscal year. Such information may be useful in evaluating the Commission's near-term financing requirements.

Because the focus of governmental funds is narrower than that of the government-wide financial statements, it is useful to compare the information presented for governmental funds with similar information presented for governmental activities in the government-wide financial statements. By doing so, readers may better understand the long-term impact of the Commission's near-term financing decisions. Both the governmental fund balance sheet and the governmental fund statement of revenues, expenditures, and changes in fund balances provide a reconciliation to facilitate this comparison between governmental funds and governmental activities.

The Commission maintains 25 individual governmental funds. Information is presented separately in the governmental funds balance sheet and in the governmental funds statement of revenues, expenditures, and changes in fund balances for the General Fund, Public Works Fund, Detention Facilities Fund, Solid Waste Fund, Biomedical Fund, Criminal Justice Fund, Head Start Fund, American Rescue Plan Fund, and the Capital Outlay Fund, all of which are considered to be major funds. Data for the other 16 governmental funds are combined into a single, aggregated presentation. Individual fund data for each of these nonmajor governmental funds is provided in the form of combining statements elsewhere in this report.

The Commission adopts an annual appropriated budget for its General Fund and certain special revenue funds. Budgetary comparison schedules have been provided to demonstrate compliance with these budgets.

Proprietary funds. The Commission maintains only one type of proprietary fund, internal service funds, and therefore does not report any business-type activities in the government-wide financial statements. Internal service funds are an accounting device used to accumulate and allocate costs internally among the Commission's various functions. The Commission uses internal service funds to account for its healthcare, and workers' compensation. Because these services predominantly benefit governmental rather than business-type functions, they have been included within governmental activities in the government-wide financial statements. The internal service funds are combined into a single, aggregated presentation in the proprietary fund financial statements. Individual fund data for the internal service funds is provided in the form of combining statements elsewhere in the report.

Fiduciary funds. Fiduciary funds are used to account for resources held for the benefit of parties outside Caddo Parish. Fiduciary funds are not reflected in the government-wide financial statements because the resources of those funds are not available to support the Commission's own programs. The accounting used for fiduciary funds is much like that used for proprietary funds.

Notes to basic financial statements. The notes provide additional information that is essential to a full understanding of the data provided in the government-wide and fund financial statements.

Other information. In addition to the basic financial statements and accompanying notes, this report also presents certain required supplementary information concerning the Commission's compliance with budgets for its major funds.

The combining statements referred to earlier in connection with nonmajor governmental funds and internal service funds are presented immediately following the required supplementary information on budgetary comparisons.

Financial Analysis of Government-Wide Activities

As noted earlier, net position may serve over time as a useful indicator of a government's financial position. In the case of the Commission, assets and deferred outflows exceeded liabilities and deferred inflows by $358,876,673 at the close of the fiscal year.

The largest portion of the Commission's net position totaling approximately $121 million (33.9%) reflects its investment in capital assets (e.g., land, buildings, streets, drainage, machinery, and equipment) less any related debt used to acquire those assets that are still outstanding. The Commission uses these capital assets to provide services to citizens; consequently, these assets are not available for future spending. Although the Commission's investment in its capital assets is reported net of related debt, it should be noted that the resources needed to repay this debt must be provided from other sources, since the capital assets themselves cannot be used to liquidate these liabilities.

Net Position
December 31, 2025 and 2024

	Governmental activities			
December 31,	2025	2024	$ Change	% Change
Current and other assets	$ 294,853,981	297,564,471		
Net pension asset	2,120,583	-		
Capital assets, net	156,866,666	138,642,884		
Total assets	453,841,230	436,207,355		
Deferred outflows of resources	21,389,814	27,431,911		
Current and other liabilities	22,306,938	38,268,755		
Long-term liabilities	79,048,111	85,078,747		
Total liabilities	101,355,049	123,347,502		
Deferred inflows of resources	14,999,322	14,001,328		
Net position				
Net investment in capital assets	121,761,666	100,062,884		
Restricted	153,016,330	155,988,428		
Unrestricted	84,098,677	70,239,124		
Total net position	$ 358,876,673	326,290,436	$ 32,586,237	10.0%

Of the ending net position, $153.0 million (42.6%) represents resources subject to external restrictions on how they may be used. Those monies are restricted for highways, streets and drainage ($46.4 million), sanitation ($35.4 million), criminal justice ($30.9 million), building facilities ($12.6 million), health and welfare ($10.6 million), economic development ($6.7 million), culture and recreation ($6.0 million) and debt service ($4.4 million).

The remaining balance of unrestricted net assets of $84,098,677 is used to meet the Commission's ongoing obligations to citizens and creditors.

At the end of the fiscal year, the Commission is able to report positive balances in all three categories of net position.

CADDO PARISH COMMISSION
Shreveport, Louisiana

Management's Discussion and Analysis
December 31, 2025

The Commission's net position increased by $32,586,237 during the fiscal year. This increase is mostly related to increase in program revenues, oil and gas lease revenue, and property tax revenue due to increase in the property tax assessment, coupled with an increase in expenditures. The Commission's total revenues and expenses for governmental activities are reflected in the following chart:

Changes in Net Position
Years Ended December 31, 2025 and 2024

	Governmental activities			
For the year ended December 31,	2025	2024	$ Change	% Change
Program revenues:				
Charges for services	$ 13,778,657	4,684,720	$ 9,093,937	194.1%
Operating grants and contributions	41,635,872	32,915,530	8,720,342	26.5%
General revenues:				
Property taxes	62,256,098	58,909,649	3,346,449	5.7%
Sales taxes	19,530,219	18,614,661	915,558	4.9%
Gaming	1,865,416	1,887,733	(22,317)	(1.2%)
Oil and gas leases	9,295,074	3,572,064	5,723,010	160.2%
Other general revenues	16,197,196	15,112,683	1,084,513	7.2%
Total revenues	164,558,532	135,697,040	28,861,492	21.3%
Expenses:				
General government	24,137,570	15,566,709	8,570,861	55.1%
Criminal justice	32,500,123	32,035,467	464,656	1.5%
Health and welfare	23,841,045	24,031,652	(190,607)	(0.8%)
Highways, streets, and drainage	25,960,638	18,554,582	7,406,056	39.9%
Building facilities	7,377,550	9,600,567	(2,223,017)	(23.2%)
Sanitation	4,518,092	4,674,647	(156,555)	(3.3%)
Culture and recreation	5,149,810	8,995,641	(3,845,831)	(42.8%)
Economic development	7,095,897	3,956,669	3,139,228	79.3%
Interest and fees on long-term debt	1,391,570	1,562,279	(170,709)	(10.9%)
Total expenses	131,972,295	118,978,213	12,994,082	10.9%
Increase (decrease) in net position	32,586,237	16,718,827	15,867,410	94.9%
Beginning net position, original	326,290,436	312,182,787	14,107,649	4.5%
Change in accounting principle / prior period adjustment	-	(2,611,178)	2,611,178	(100.0%)
Beginning net position, restated	326,290,436	309,571,609	16,718,827	5.4%
Ending net position	$ 358,876,673	$ 326,290,436	$ 32,586,237	10.0%

Program revenues increased in 2025 compared to 2024. This increase is directly related to the increase in Emergency Rental Assistance Program (ERAP) expenditures that ended in 2023, and American Rescue Plan (ARP) expenditures that ended in the prior year. In the current year, unearned revenue of $3.7 million in ARP funding remains to be expended for future years.

Property taxes represent 38% of revenues at $62.3 million. Property taxes increased slightly during the fiscal year due to new properties added to the tax roll. Sales tax revenue decreased by 2% from the prior year at 14%, and oil and gas leases increased slightly by 3%. The increase in oil and gas lease revenue is due to the increase in drilling activities related to the Haynesville Shale, one of the largest natural gas deposits in the United States. A significant portion of the Haynesville Shale is located in Caddo Parish and the Caddo Parish Commission, as a major landowner in the Parish, has profited from the significant lease bonuses and royalty payments paid to property owners to lease mineral rights in the Haynesville Shale. Lease bonuses and royalties have declined significantly in recent years, although a rebound occurred in 2025. The Parish does not use these revenues to fund operations.

Gaming revenues remained at 1% in 2025 from 2024. Gaming revenues consist of a share of the proceeds from two riverboat casinos, video poker machines operated within the unincorporated areas of Caddo Parish, and sports wagering revenues. Gaming revenue is highly unpredictable given that the amount of revenue depends primarily on total revenues earned by the casinos.

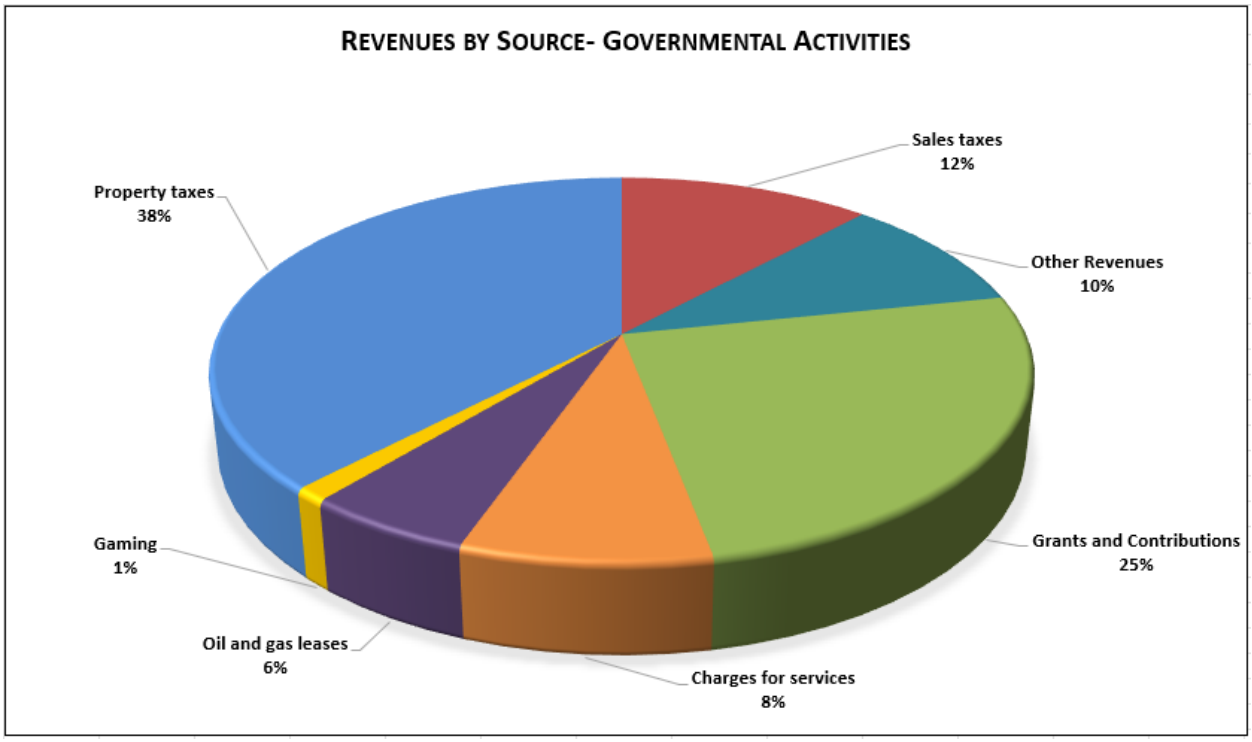

The statement of activities shows that $13.8 (8%) million was financed by those who use the services, $41.6 million (25%) by operating grants and contributions for programs, and $109.1 million (67%) with the Commission's general revenues.

The Commission's five largest programs are criminal justice; health and welfare; highways, streets, and drainage; general government and building facilities. The graph below shows the expenses and program revenues generated by governmental activities:

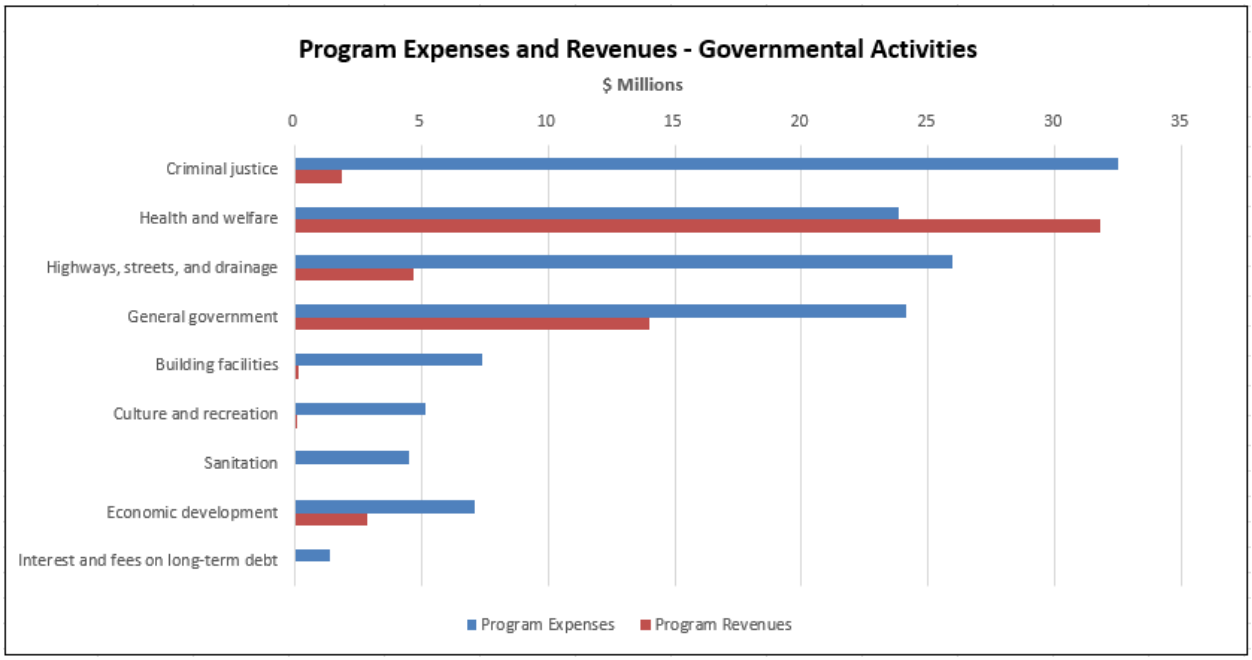

Expenses increased by $13.0 million in 2025 compared to 2024. The increase in expenses were due to the following:

- General Government increased by $8.6 million due to the increase in American Rescue Plan (ARP) expenditures.
- Highways, Streets, and Drainage increased by $7.4 million due to an increase in road rehab overlay projects.
- Economic Development increased by $3.1 million as a result of the increase in Emergency Rental Assistance Program (ERAP) expenditures.

Financial Analysis of the Caddo Parish Commission's Funds

Governmental Funds

As noted earlier, the Commission uses fund accounting to ensure and demonstrate compliance with finance-related legal requirements.

The focus of the Commission's governmental funds is to provide information on near-term inflows, outflows, and balances of spendable resources. Such information is useful in assessing the Commission's financing requirements. In particular, unassigned fund balance may serve as a useful measure of the Commission's net resources available for spending at the end of the fiscal year.

- As of the close of the fiscal year, the Commission's governmental funds reported a combined ending fund balance of $275,272,133, an increase of $10,990,271 in comparison with the prior fiscal year. Of the fund balance total, $28,151,384 (10.2%) was unassigned and available for spending; $154,971 was non-spendable inventories; $152,222,764 (55.3%) had external restrictions for its use; and $82,121,654 (29.8%) was committed to contingencies, subsequent years' expenditures, and economic development. The remainder of the fund balance is assigned to indicate that it is not available for new spending because it has already been obligated for special services ($12,021,360) or to pay future claims ($600,000).

- The General Fund is the chief operating fund of the Commission. At the end of the fiscal year, total fund balance of the General Fund was $74,099,600. Of this fund balance, $26.2 million is unassigned, and therefore, available for spending at the Commission's discretion. The Commission committed $47.3 million of the fund balance to contingencies. The remainder of the fund balance is committed to expenditures assigned to future claims $600,000. The fund balance of the Commission's General Fund increased by $9,457,576. This is due to increase in transfers from the Oil and Gas fund of $3.5 million, as well as increase in property taxes and interest.

- The Detention Facilities Fund has a total fund balance of $13,768,668. The majority of the fund balance ($12.1 million or 87.8%) has external restrictions for its use. This fund accounts for the proceeds of a special ad valorem tax and other revenues dedicated to the maintenance and operation of the Caddo Correctional Center (CCC). Fund balance increased by $141,702, largely due to an increase in property tax revenues and interest earnings.

- The Public Works Fund has a total fund balance of $45,619,050. The majority of the fund balance ($38.5 million or 84.4%) has external restrictions on its use. There is inventory of $154,971 which is non-spendable fund balance. The remainder of the fund balance ($7.0 million or 15.3%) is designated for subsequent year's expenditures related to capital projects. Fund balance decreased by $2,378,006. This decrease is due to a increase in revenues of $2.1 million offset by net increase of expenditures of $1.0 million and transfers in and out of $3.1 million compared to the prior year. Expenditures in this fund are dedicated to road, bridge, and drainage improvements.

- The Solid Waste Fund has a total fund balance of $32,663,806. The majority of the fund balance has external restrictions on its use ($30.3 million or 92.7%). Fund balance increased by $942,243. This increase is due to increases in interest on investments and market value adjustments. Expenditures in this fund are dedicated to the maintenance and operation of Caddo Parish's solid waste collection system.

- The Head Start Fund accounts for federal monies received by the Commission that are passed through to the Caddo Community Action Agency. No fund balance is maintained. The funds passed through decreased from the prior year by $528,056 as a result of a decrease in Head Start grant revenue.

- The Biomedical Fund has a total fund balance of $2,381,830. All of the fund balance has external restrictions on its use. This fund is used to account for expenditures incurred by the Biomedical Research Center and are paid based on the amount appropriated in the annual budget.

- The Capital Outlay Fund has a total fund balance of $12,290,886. All of the fund balance has external restrictions on its use. A net decrease of $1,959,558 occurred during the fiscal year. Expenditures in this fund are for specific projects, as outlined in the Commission's capital projects budget and are not expected to be similar from year to year. Decrease during the period is due to capitalization of projects, $1.3 million (PBS Pinchback Park Renovations; $0.7 million; Maintenance Office Buildings, $0.2 million; and CCAA Generator additions, $0.4 million), coupled with increased expenditures of $6.7 million for continuing and new projects. Expenditure increase is offset by net increase of transfers in of $9.7 million for the period.
- The Criminal Justice Fund has a total fund balance of $4,671,568. The fund balance has external restrictions on its use ($0.4 million or 8.9%). Fund balance increased by $197,554 due to a transfer from the General Fund.
- The American Rescue Plan Fund has a total fund balance of $1,934,126. Fund balance decreased by $719,590. The decrease is related to interest on investments.

Proprietary Fund

The only proprietary funds the Commission maintains are the two internal service funds for healthcare and workers' compensation. The total net position of the internal service funds was $3,521,174 which was an increase of $487,105 from the prior year. The increase is due to a decrease in workers' compensation claims.

General Fund Budgetary Highlights

The budget policy of the Commission complies with state law, as amended, and as set forth in Louisiana Revised Statutes Title 39, Chapter 9, Louisiana Local Government Budget Act (LSA-R.S. 39:1301 et seq.).

The original 2025 budget for the General Fund of the Caddo Parish Commission was adopted on December 3, 2024. During the year, the Commission may revise the General Fund budget to reflect changes in revenues and/or expenditures. Total revenues decreased by $75,000 from the original budget to the final budget for video poker/sports wagering. There was no change from the original budget and the final budget for total expenditures. Differences between the budget and the actual results of the General Fund are as follows:

Revenues

- Ad valorem taxes were $328,783 more than budgeted due to a slight increase that was not budgeted.
- Intergovernmental revenues exceeded the budget by $349,704 due to an increase in funds received from the State for oil and gas severance taxes and timber severance.
- Gaming revenues are less than budget by $125,000 due to ordinances passed by the Commission to dedicate sports wagering revenues to Economic Development Fund and E. Edward Jones Housing Trust Fund.
- Use of money and property was $2,831,546 more than the budget due to an increase in interest earnings and fair market value after another unprecedented year in the bond market.

Expenditures

- Total 2025 General Fund expenditures did not exceed the budget, however three of the functions exceeded the individual budget.
- Commission was overbudget due to the increases in professional services and reimbursed costs to Metropolitan Planning Commission, offset by decreases in regular salaries, group health insurance, dues, and publications.
- Information systems was overbudget due to increases in regular salaries, maintenance contracts, and internet expenses, offset by decreases in education, travel, and training, as well as telephone, equipment repairs, and professional services expenses.

Capital assets: The Commission's investment in capital assets as of December 31, 2025, was $121,761,666 (net of accumulated depreciation). This investment in capital assets includes land and land improvements, buildings, streets, drainage, furniture and equipment, and construction in progress. The table below shows the value at the end of the fiscal year.

Capital Assets
December 31, 2025 and 2024
(Net of depreciation)

	Governmental activities	
December 31,	2025	2024
Land and land improvements	$ 9,414,405	$ 9,423,981
Buildings and structures	37,822,348	36,982,936
Equipment and vehicles	12,756,627	9,356,999
Infrastructure	79,331,026	80,619,768
Construction in progress	17,542,260	2,259,200
Total capital assets	$ 156,866,666	$ 138,642,884

Major changes to capital assets during the fiscal year included the following:

- Increase in buildings and structures ($2.9 million) of which $2.2 million was capitalized from construction in progress.
- Increase in equipment and vehicles ($3.7 million).
- Increase in infrastructure ($2.2 million).
- Increase in accumulated depreciation ($5.8 million).

Long-term debt: At the end of the fiscal year, the Commission had total debt outstanding of $35,105,000. This decrease is due to principal payments on general obligation and limited tax revenue bonds. The following table summarizes debt outstanding at December 31, 2025:

Outstanding Debt
December 31, 2025 and 2024

	Governmental activities	
December 31,	2025	2024
General obligation bonds	$ 25,655,000	$ 31,010,000
Limited tax revenue bonds	9,450,000	10,910,000
Total capital assets	$ 35,105,000	$ 41,920,000

The Commission's AA+ bond rating on its general obligation bonds was assessed in 2025 by Standard and Poor's Financial Services.

For additional information regarding capital assets and long-term debt, see notes four and five to the basic financial statements.

Economic Factors and Next Year's Budgets and Rates

The following economic factors were considered when the budget for fiscal year 2026 was presented to the Commission:

- An expected 2% increase in property tax assessments with a 4.2% increase in property tax revenues. Revenues are estimated at conservative levels to guard against unanticipated economic downturns, unexpected decreases in state revenues or decreases in revenue collections.
- The continued increase in mandated costs from the state of Louisiana, primarily in the criminal justice area. Criminal justice expenditures represent 62% of the 2026 budget for the General Fund.
- The economic condition for the Parish of Caddo, due to the increase in property tax revenues, the 2026 budget provided for a 2% cost of living increase and up to a 3% merit increase.
- A decrease in intergovernmental revenues by 10% is expected, resulting from a decrease in recognition of ARPA funding from the United States Treasury.
- Rates for the group medical plan increased by 6% to offset the increase in claims and the increase in administrative costs. The 6% increase in premiums affects both the employees and the Parish.
- The Parish's 2026 proposed expenditures are expected to increase by 1.79% over the 2025 budget. The increase results from an increase in capital outlay.

Requests for Information

This financial report is designed to provide a general overview of the Commission's finances for all those with an interest in the Commission's finances. For public records related to the financial statements, requests should be addressed to the Parish Attorney's Office, Caddo Parish Commission, 505 Travis Street, Suite 850, Shreveport, LA 71101.


CADDO PARISH
1838

CADDO PARISH COMMISSION
Shreveport, Louisiana

Statement of Net Position
December 31, 2025

	Primary Government	Component Units
Assets		
Cash and cash equivalents	$ 19,713,334	$ 26,684,091
Investments	206,169,151	31,678,366
Receivables, net	64,825,677	29,674,184
Due from other governments	3,990,848	1,700,454
Due from primary government	-	852,123
Inventories	154,971	171,946
Net pension asset	2,120,583	2,245,262
Other assets	-	5,926,744
Capital assets:		
Land and construction in progress	26,956,665	6,224,500
Other capital assets, net of depreciation	129,910,001	78,669,727
Total assets	453,841,230	183,827,397
Deferred Outflows of Resources		
Deferred outflows related to pensions	3,277,589	12,792,506
Deferred outflows related to OPEB	18,112,225	13,283,449
Total deferred outflows of resources	21,389,814	26,075,955
Total assets and deferred outflows of resources	475,231,044	209,903,352
Liabilities		
Accounts payable	6,496,806	5,042,279
Accrued liabilities	1,051,032	3,100,383
Accrued interest payable	488,332	104,814
Retainage payable	1,589,720	-
Accrued insurance claims payable	172,697	-
Due to component units	524,573	-
Due to other governmental agencies	224,790	-
Unearned revenue	3,752,006	526,274
Noncurrent liabilities:		
Due within one year	8,006,982	7,147,067
Due in more than one year:		
Debt and other liabilities	37,147,862	42,566,646
Net pension liability	-	19,682,458
OPEB liability	41,900,249	33,657,217
Total liabilities	101,355,049	111,827,138
Deferred Inflows of Resources		
Deferred revenue - property taxes and assessments - service charges	-	3,259,791
Lease related	-	165,303
Deferred inflows related to OPEB liability	12,737,567	20,793,143
Deferred inflows related to pensions	2,261,755	8,784,059
Total deferred inflows of resources	14,999,322	33,002,296
Total liabilities and deferred inflows of resources	116,354,371	144,829,434
Net Position		
Net investment in capital assets	121,761,666	45,440,722
Restricted for:		
Criminal justice	30,898,023	-
Health and welfare	10,594,777	-
Highways, streets and drainage	46,405,897	-
Building facilities	12,599,660	-
Sanitation	35,378,766	-
Culture and recreation	6,037,190	-
Economic development	6,679,317	4,554,026
Debt service	4,422,700	4,424,513
Unrestricted	84,098,677	10,054,657
Total net position	$ 358,876,673	$ 65,073,918

The accompanying notes are an integral part of the financial statements.

CADDO PARISH COMMISSION
Shreveport, Louisiana

Statement of Activities
for the Year Ended December 31, 2025

Functions/Programs	Expenses	Program Revenues: Charges for services	Program Revenues: Operating grants and contributions	Program Revenues: Capital grants and contributions	Net (Expense) Revenue and Changes in Net Position: Primary Government	Net (Expense) Revenue and Changes in Net Position: Component Units
Primary government						
Governmental activities:						
General government	$ 24,137,570	$ 13,070,755	$ 949,119	$ -	$ (10,117,696)	$ -
Criminal justice	32,500,123	13,710	1,827,138	-	(30,659,275)	-
Health and welfare	23,841,045	92,818	31,683,732	-	7,935,505	-
Highways, streets, and drainage	25,960,638	513,747	4,195,773	-	(21,251,118)	-
Building facilities	7,377,550	40,258	104,701	-	(7,232,591)	-
Sanitation	4,518,092	-	-	-	(4,518,092)	-
Culture and recreation	5,149,810	47,369	32,334	-	(5,070,107)	-
Economic development	7,095,897	-	2,843,075	-	(4,252,822)	-
Interest and fees on long-term debt	1,391,570	-	-	-	(1,391,570)	-
Total primary government	$ 131,972,295	$ 13,778,657	$ 41,635,872	$ -	(76,557,766)	-
Component units:						
Judicial services	$ 13,272,713	$ 1,003,657	$ 11,479,584	$ -	$ -	$ (789,472)
Economic development	726,415	-	-	-	-	(726,415)
Public safety	43,015,411	14,738,539	-	-	-	(28,276,872)
Fire protection services	23,410,400	4,308,737	590,922	12,000	-	(18,498,741)
Sewerage services	1,106,140	1,116,605	-	-	-	10,465
Water services	2,709,744	2,630,509	1,587,647	-	-	1,508,412
Hospital services	49,790,180	32,720,119	15,976,529	281,383	-	(812,149)
Total component units	$ 134,031,003	$ 56,518,166	$ 29,634,682	$ 293,383	-	(47,584,772)
General revenues:						
Taxes:						
Property taxes levied for general purposes					58,853,694	12,506,323
Property taxes levied for debt service					3,402,404	-
Sales taxes					19,530,219	29,268,202
Franchise taxes					159,501	-
Telephone tariff					-	4,346,414
State revenue sharing and supplemental pay					-	715,872
Gaming					1,865,416	-
Grants and contributions not restricted to specific programs					1,642,557	-
Oil and gas leases					9,295,074	-
Investment earnings (loss)					12,589,155	2,026,890
Inmate work release revenue					-	84,145
State fire insurance rebate					-	279,591
Miscellaneous					1,805,983	4,932,252
Total general revenues					109,144,003	54,159,689
Change in net position					32,586,237	6,574,917
Net position - beginning					326,290,436	60,853,129
Adjustment - opening net position for component unit					-	(1,600,191)
Change in accounting principle					-	(753,937)
Net position - beginning, as restate					326,290,436	58,499,001
Net position - ending					$ 358,876,673	$ 65,073,918

The accompanying notes are an integral part of the financial statements.

CADDO PARISH COMMISSION
Shreveport, Louisiana

GOVERNMENTAL FUNDS
Balance Sheet
December 31, 2025

	General	Detention Facilities Fund	Solid Waste Disposal Fund	Public Works Fund
Assets				
Cash and cash equivalents	$ 5,227,580	$ 337,593	$ 2,594,901	$ 2,845,762
Investments	60,393,975	3,349,443	29,674,614	33,142,921
Receivables, net:				
Ad valorem taxes	8,893,471	11,176,891	-	7,955,316
Paving assessments	-	-	-	147,836
Other	321,263	1,043	20,721	41,416
Accrued interest	469,244	26,114	230,511	257,592
Due from other funds	-	-	-	-
Due from other governments	257,688	128,786	477,307	1,866,998
Inventories	-	-	-	154,971
Total assets	$ 75,563,221	$ 15,019,870	$ 32,998,054	$ 46,412,812
Liabilities, Deferred Inflows of Resources and Fund Balances				
Liabilities				
Accounts payable	$ 629,728	$ 316,813	$ 225,731	$ 306,311
Accrued liabilities	262,455	29,428	106,061	146,286
Retainage payable	-	-	-	-
Due to other funds	-	-	-	-
Unearned revenue	-	-	-	-
Due to component units	-	524,573	-	-
Due to other governments	35,329	-	2,456	45,038
Total liabilities	927,512	870,814	334,248	497,635
Deferred inflows of resources:				
Unavailable revenue - property taxes	536,109	380,388	-	270,829
Unavailable revenue - special assessments	-	-	-	25,298
Total deferred inflows of resources	536,109	380,388	-	296,127
Fund balances				
Non-spendable:				
Inventories	-	-	-	154,971
Restricted for:				
Criminal justice	-	12,093,894	-	-
Health and welfare	-	-	-	-
Highways, streets and drainage	-	-	-	38,499,312
Building facilities	-	-	-	-
Sanitation	-	-	30,285,670	-
Culture and recreation	-	-	-	-
Economic development	-	-	-	-
Debt service	-	-	-	-
Capital projects	-	-	-	-
Committed to:				
Contingencies	47,282,342	-	-	-
Economic development	-	-	-	-
Subsequent year's expenditures	-	1,674,774	2,378,136	6,964,767
Assigned to:				
Special services	-	-	-	-
Future claims	600,000	-	-	-
Unassigned	26,217,258	-	-	-
Total fund balances	74,099,600	13,768,668	32,663,806	45,619,050
Total liabilities, deferred inflows of resources, and fund balances	$ 75,563,221	$ 15,019,870	$ 32,998,054	$ 46,412,812

(continued)

The accompanying notes are an integral part of the financial statements.

CADDO PARISH COMMISSION
Shreveport, Louisiana

GOVERNMENTAL FUNDS
Balance Sheet
December 31, 2025

Head Start Fund	Biomedical Fund	Capital Outlay Fund	Criminal Justice Fund	American Rescue Plan Fund	Other Governmental Funds	Total Governmental Funds
$ -	$ -	$ 1,464,373	$ -	$ 1,145,254	$ 5,920,968	$ 19,536,431
-	-	15,412,605	-	-	62,296,374	204,269,932
-	3,681,801	-	7,626,559	-	19,702,010	59,036,048
-	-	-	-	-	-	147,836
-	-	150,267	-	-	1,720,032	2,254,742
-	-	119,769	-	-	484,074	1,587,304
-	-	-	-	4,510,099	-	4,510,099
-	43,649	22,778	86,434	-	759,506	3,643,146
-	-	-	-	-	-	154,971
-	-	-	-	-	-	-
$ -	$ 3,725,450	$ 17,169,792	$ 7,712,993	$ 5,655,353	$ 90,882,964	$ 295,140,509
$ -	$ 59,007	$ 3,289,186	$ -	$ 37,394	$ 1,695,565	$ 6,559,735
-	-	-	-	-	506,802	1,051,032
-	-	1,589,720	-	-	-	1,589,720
-	1,194,781	-	2,790,859	-	-	3,985,640
-	-	-	-	3,683,833	-	3,683,833
-	-	-	-	-	-	524,573
-	-	-	-	-	141,967	224,790
-	1,253,788	4,878,906	2,790,859	3,721,227	2,344,334	17,619,323
-	89,832	-	250,566	-	696,031	2,223,755
-	-	-	-	-	-	25,298
-	89,832	-	250,566	-	696,031	2,249,053
-	-	-	-	-	-	154,971
-	-	-	417,683	-	9,359,785	21,871,362
-	-	-	-	-	5,824,887	5,824,887
-	-	-	-	-	-	38,499,312
-	-	-	-	-	8,713,756	8,713,756
-	-	-	-	-	-	30,285,670
-	-	-	-	-	2,299,291	2,299,291
-	2,381,830	-	-	-	-	2,381,830
-	-	-	-	-	4,310,585	4,310,585
-	-	12,290,886	-	-	25,745,185	38,036,071
-	-	-	-	-	-	47,282,342
-	-	-	-	-	5,933,040	5,933,040
-	-	-	4,253,885	-	13,634,710	28,906,272
-	-	-	-	-	12,021,360	12,021,360
-	-	-	-	-	-	600,000
-	-	-	-	1,934,126	-	28,151,384
-	2,381,830	12,290,886	4,671,568	1,934,126	87,842,599	275,272,133
$ -	$ 3,725,450	$ 17,169,792	$ 7,712,993	$ 5,655,353	$ 90,882,964	$ 295,140,509

(concluded)

CADDO PARISH COMMISSION
Shreveport, Louisiana

Reconciliation of the Governmental Funds Balance Sheet to the statement of Net Position
December 31, 2025

Fund balances - total governmental funds		$ 275,272,133
Amounts reported for governmental activities in the statement of net position are different because:		
Capital assets used in governmental activities are not financial resources and, therefore, are not reported in the governmental funds.		
Governmental capital assets	582,483,902	
Less accumulated depreciation	(425,617,236)	156,866,666
Deferred outflows of resources related to OPEB are not recognized in the governmental funds; however, they are recorded in the statement of net position under full accrual accounting.		18,112,225
Deferred inflows of resources related to OPEB are not recognized in governmental funds; however, they are recorded in the statement of net position under full accrual accounting.		(12,737,567)
Deferred outflows of resources related to pensions are not recognized in governmental funds; however, they are recorded in the statement of net position under full accrual accounting.		3,277,589
Deferred inflows of resources related to pensions are not recognized in the governmental funds; however, they are recorded in the statement of net position under full accrual accounting.		(2,261,755)
Some of the Commission's revenues will be collected after year-end but are not available soon enough to pay for the current period's expenditures and therefore are recognized as unavailable in the governmental funds.		2,249,053
Long-term liabilities, including bonds payable, are not due and payable in the current period and, therefore, are not reported in the governmental funds.		
Accrued interest payable	(488,335)	
Compensated absences	(7,266,067)	
Net OPEB obligation	(43,013,759)	
Net pension asset	2,120,583	
Premium on bonds payable	(1,670,267)	
Bonds and notes payable	(35,105,000)	(85,422,845)
Internal service funds are used by management to charge the costs of certain activities to individual funds. The assets and liabilities of the internal service funds are reported with governmental activities.		3,521,174
Net position of governmental activities		$ 358,876,673

The accompanying notes are an integral part of the financial statements.


CADDO PARISH
1838

CADDO PARISH COMMISSION
Shreveport, Louisiana

GOVERNMENTAL FUNDS
Statement of Revenues, Expenditures, and Changes in Fund Balances
for the Year Ended December 31, 2025

	General	Detention Facilities Fund	Solid Waste Disposal Fund	Public Works Fund
Revenues				
Taxes	$ 8,956,582	$ 11,556,635	$ 6,503,973	$ 21,267,006
Licenses and permits	1,030,677	-	-	391,700
Intergovernmental revenues	2,348,704	196,312	-	4,195,773
Charges for services	174,521	-	-	285,501
Fines and forfeitures	-	-	-	2,600
Gaming	-	-	-	-
Use of money and property:				
Oil and gas leases	-	-	-	-
Rental, camping fees, and other	571,436	-	-	-
Investment earnings (loss)	3,283,110	343,135	1,609,106	1,972,207
Other revenues	30,435	8,632	240,640	162,604
Total revenues	16,395,465	12,104,714	8,353,719	28,277,391
Expenditures				
Current:				
General government	4,706,124	-	-	595,134
Criminal justice	10,615,148	11,756,786	-	-
Health and welfare	-	-	-	-
Highways, streets, and drainage	-	-	-	7,847,763
Building facilities	228,760	-	-	-
Sanitation	-	-	4,859,476	-
Culture and recreation	-	-	-	-
Economic development	-	-	-	-
Debt service:				
Principal	211,000	182,500	-	-
Interest	44,932	23,626	-	-
Bond issuance costs, fees and charges	1,925	100	-	-
Capital outlay	-	-	-	-
Total expenditures	15,807,889	11,963,012	4,859,476	8,442,897
Excess (deficiency) of revenues over (under) expenditures	587,576	141,702	3,494,243	19,834,494
Other financing sources (uses):				
Transfers in	10,600,000	1,000,000	-	-
Transfers out	(1,730,000)	(1,000,000)	(2,552,000)	(22,212,500)
Total other financing sources (uses)	8,870,000	-	(2,552,000)	(22,212,500)
Net change in fund balances	9,457,576	141,702	942,243	(2,378,006)
Fund balances - beginning	64,642,024	13,626,966	31,721,563	47,997,056
Fund balances - ending	$ 74,099,600	$ 13,768,668	$ 32,663,806	$ 45,619,050

(continued)

CADDO PARISH COMMISSION
Shreveport, Louisiana

GOVERNMENTAL FUNDS
Statement of Revenues, Expenditures, and Changes in Fund Balances
for the Year Ended December 31, 2025

Head Start Fund	Biomedical Fund	Capital Outlay Fund	Criminal Justice Fund	American Rescue Plan Fund	Other Governmental Funds	Total Governmental Funds
$ -	$ 3,838,935	$ -	$ 7,796,344	$ -	$ 20,328,231	$ 80,247,706
-	-	-	-	-	3,795	1,426,172
15,870,839	64,665	22,778	132,546	14,512,285	5,714,332	43,058,234
-	-	-	-	-	125,023	585,045
-	-	-	-	-	-	2,600
-	-	-	-	-	1,865,417	1,865,417
-	-	-	-	-	9,295,074	9,295,074
-	-	-	-	-	508,980	1,080,416
-	4,472	786,512	29,654	631,634	3,699,367	12,359,197
-	-	-	-	-	1,846,867	2,289,178
15,870,839	3,908,072	809,290	7,958,544	15,143,919	43,387,086	152,209,039
-	-	99,483	-	-	2,251,970	7,652,711
-	-	-	260,990	-	8,230,102	30,863,026
15,870,839	-	-	-	2,376,789	5,555,200	23,802,828
-	-	-	-	-	-	7,847,763
-	-	-	-	-	6,524,741	6,753,501
-	-	-	-	-	-	4,859,476
-	-	-	-	-	2,462,304	2,462,304
-	3,588,424	-	-	-	3,536,479	7,124,903
-	-	-	-	-	3,081,500	3,475,000
-	-	-	-	-	1,414,740	1,483,298
-	-	-	-	-	166,017	168,042
-	-	44,725,916	-	-	-	44,725,916
15,870,839	3,588,424	44,825,399	260,990	2,376,789	33,223,053	141,218,768
-	319,648	(44,016,109)	7,697,554	12,767,130	10,164,033	10,990,271
-	-	42,056,551	3,000,000	-	5,274,000	61,930,551
-	-	-	(10,500,000)	(13,486,720)	(10,449,331)	(61,930,551)
-	-	42,056,551	(7,500,000)	(13,486,720)	(5,175,331)	-
-	319,648	(1,959,558)	197,554	(719,590)	4,988,702	10,990,271
-	2,062,182	14,250,444	4,474,014	2,653,716	82,853,897	264,281,862
$ -	$ 2,381,830	$ 12,290,886	$ 4,671,568	$ 1,934,126	$ 87,842,599	$ 275,272,133

(concluded)

CADDO PARISH COMMISSION
Shreveport, Louisiana

Reconciliation of the Statement of Revenues, Expenditures, and Changes in Fund Balances of Governmental Funds to the Statement of Activities for the Year Ended December 31, 2025

Net change in fund balances - total governmental funds		$ 10,990,271
Amounts reported for governmental activities in the statement of activities are different because:		
Governmental funds report capital outlays as expenditures. However, in the statement of activities the cost of those assets is allocated over their estimated useful lives and reported as depreciation expense.		
Capital outlay	26,973,226	
Depreciation expense	(7,936,384)	19,036,842
Revenues reported in the Statement of Activities are not reported in governmental funds, because they do not provide current financial resources. This adjustment is to recognize the net change in unavailable revenues for property taxes and special assessments.		1,538,612
Pension trust funding in excess of annual required contributions use current financial resources, but this does not qualify as an expense.		320,470
Bond proceeds provide current financial resources to governmental funds, but issuing debt increases long-term liabilities in the statement of net position. Repayment of long-term debt is reported as an expenditure in governmental funds, but the repayment reduces long-term liabilities in the statement of net position. In the current year, these amounts consist of:		
Principal payments		3,475,000
Some expenses reported in the statement of activities do not require the use of current financial resources and, therefore, are not reported as expenditures in governmental funds.		
Increase in compensated absences	(222,519)	
Decrease in bond premium	209,788	
Decrease in accrued interest	53,893	
Net OPEB expense	(2,490,165)	
Loss on disposal of capital assets	(813,060)	(3,262,063)
Internal service funds are used by management to charge the costs of certain activities to individual funds. The net revenue of the internal service funds is reported with governmental activities.		487,105
Change in net position of governmental activities		$ 32,586,237

The accompanying notes are an integral part of the financial statements.

CADDO PARISH COMMISSION
Shreveport, Louisiana

PROPRIETARY FUND TYPE – INTERNAL SERVICE
Statement of Net Position
December 31, 2025

Assets		
Cash and cash equivalents	$	176,903
Investments		1,899,219
Receivables, net		2,132,784
Accrued interest receivable		14,669
Total assets		4,223,575
Liabilities		
Accounts payable		5,245
Accrued insurance claims payable		172,697
Due to other funds		524,459
Total liabilities		702,401
Net position		
Unrestricted		3,521,174
Total net position	$	3,521,174

The accompanying notes are an integral part of the financial statements.

CADDO PARISH COMMISSION
Shreveport, Louisiana

PROPRIETARY FUND TYPE – INTERNAL SERVICE
Statement of Revenues, Expenses, and Changes in Net Position
for the Year Ended December 31, 2025

Operating revenues		
Employer's contributions	$	5,397,236
Employees' contributions		1,836,488
Charges for sales and services		2,603,023
Total operating revenues		9,836,747
Operating expenses		
Claims		6,263,701
Cost of sales and services		95,569
Insurance premiums		2,806,800
General and administrative		295,125
Total operating expenses		9,461,195
Operating income (loss)		375,552
Nonoperating revenues (expenses)		
Investment earnings		114,974
Interest expense		(3,421)
Total nonoperating revenues (expenses)		111,553
Change in net position		487,105
Total net position - beginning		3,034,069
Total net position - ending	$	3,521,174

The accompanying notes are an integral part of the financial statements.

CADDO PARISH COMMISSION
Shreveport, Louisiana

PROPRIETARY FUND TYPE – INTERNAL SERVICE
Statement of Cash Flows
for the Year Ended December 31, 2025

Cash flows from operating activities:		
Contributions	$	8,762,038
Payments to suppliers		(2,776,441)
Claims paid		(6,477,092)
Net cash provided by (used in) operating activities		(491,495)
Cash flows from investing activities:		
Proceeds from sales and maturities of investments		325,055
Interest received		112,441
Net cash provided by (used in) investing activities		437,496
Net increase in cash and cash equivalents		(53,999)
Cash and cash equivalents, beginning of year		230,902
Cash and cash equivalents, end of year	$	176,903
Reconciliation of operating income (loss) to net cash provided by (used in) operating activities:		
Operating income (loss)	$	375,552
Adjustments to reconcile operating income (loss) to net cash provided by operating activities:		
(Increase) decrease in assets:		
Receivables		(1,074,709)
Increase (decrease) in liabilities:		
Accrued insurance claims payable		(213,391)
Accounts payable		(103,406)
Due to other funds		524,459
Net cash provided by (used in) operating activities	$	(491,495)
Noncash items		
Net increase in the fair value of investments	$	31,514

The accompanying notes are an integral part of the financial statements.

CADDO PARISH COMMISSION
Shreveport, Louisiana

FIDUCIARY FUND
Statement of Fiduciary Net Position
December 31, 2025

	Custodial Funds
Assets	
Cash and cash equivalents	$ 24,707
Investments	214,416
Receivables, net	1,773
Other current assets	5,944
Due from other governments	130,577
Total assets	377,417
Liabilities	
Accounts payable and accrued liabilities	279,020
Due to other governments	4,182
Total liabilities	283,202
Net Position	
Restricted for other governments	$ 94,215

The accompanying notes are an integral part of the financial statements.

CADDO PARISH COMMISSION
Shreveport, Louisiana

FIDUCIARY FUND
Statement of Changes in Fiduciary Net Position
for the Year Ended December 31, 2025

	Custodial Funds
Additions	
Criminal court fines and forfeitures	$ 920,346
Jury fund criminal case charges	82,611
Interest earnings	8,296
Total additions	1,011,253
Deductions	
Criminal court disbursements	920,694
Juror and witness fee disbursements	166,697
Total deductions	1,087,391
Change in fiduciary net position	(76,138)
Net position - beginning	170,353
Net position - ending	$ 94,215

The accompanying notes are an integral part of the financial statements.

CADDO PARISH COMMISSION
Shreveport, Louisiana

COMPONENT UNITS
Combining Statement of Net Position
December 31, 2025

	Governmental Fund Types							
	District Attorney of the First Judicial District	Caddo Industrial Development Board	Caddo Correctional Center (a)	Caddo Parish Communications District Number 1	Fire District Number 1	Fire District Number 3	Fire District Number 4	Fire District Number 5
Assets								
Cash and cash equivalents	$ 3,104,211	$ 4,625,564	$ 8,483,920	$ 1,118,611	$ 2,117,312	$ 388,923	$ 454,210	$ 76,078
Investments	-	-	17,493,209	1,552,271	-	2,523,388	1,002,583	1,618,865
Receivables, net	48,155	262,377	189,350	737,330	2,800,535	3,396,619	3,023,169	2,192,259
Due from other governments	297,356	-	1,403,098	-	-	-	-	-
Due from primary government	383,494	-	468,629	-	-	-	-	-
Inventories	-	-	171,946	-	-	-	-	-
Net pension asset	512,238	-	-	-	-	-	-	-
Other assets	56,132	-	388,208	142,130	139,892	25,331	4,240	20,659
Capital assets:								
Land and construction in progress	-	-	-	2,269,701	151,871	1,273,807	41,197	-
Other capital assets, net of depreciation	1,743,088	-	3,261,960	14,897,964	7,600,197	6,983,134	2,248,783	1,789,318
Total assets	6,144,674	4,887,941	31,860,320	20,718,007	12,809,807	14,591,202	6,774,182	5,697,179
Deferred Outflows of Resources								
Pension related	970,054	-	4,880,024	-	1,490,401	2,024,215	649,832	388,131
OPEB related	4,261,907	-	9,021,542	-	-	-	-	-
Total deferred outflows of resources	5,231,961	-	13,901,566	-	1,490,401	2,024,215	649,832	388,131
Liabilities								
Accounts payable	257,678	333,915	521,544	443,579	550,307	157,332	60,702	82,779
Accrued liabilities	280,881	-	590,811	1,570	388,000	-	-	-
Accrued interest payable	-	-	-	22,221	-	-	-	-
Unearned revenue	-	-	500,000	26,274	-	-	-	-
Noncurrent liabilities:								
Due within one year	1,391,856	-	2,845,193	948,312	300,370	94,991	238,408	-
Due in more than one year	2,275,485	-	688,515	9,901,721	1,930,012	4,209,036	2,440,224	-
Net pension liability	636,141	-	11,683,121	-	3,140,522	-	1,402,212	947,424
OPEB liability	10,176,149	-	23,481,068	-	-	-	-	-
Total liabilities	15,018,190	333,915	40,310,252	11,343,677	6,309,211	4,461,359	4,141,546	1,030,203
Deferred Inflows of Resources								
Unavailable revenue	-	-	-	-	-	3,259,791	-	-
Lease related	-	-	-	68,948	-	-	-	-
OPEB related	3,202,277	-	17,590,866	-	-	-	-	-
Pension related	1,153,414	-	2,001,372	-	1,560,600	760,297	750,907	554,180
Deferred inflows of resources	4,355,691	-	19,592,238	68,948	1,560,600	4,020,088	750,907	554,180
Net Position								
Net investment in capital assets	130,854	-	3,261,960	6,729,577	5,521,686	6,792,101	(388,652)	1,789,318
Restricted for:								
Economic development	-	4,554,026	-	-	-	-	-	-
Debt service	-	-	-	-	-	-	812,209	-
Capital outlay	-	-	-	-	-	-	-	600,000
Unrestricted	(8,128,100)	-	(17,402,564)	2,575,805	908,711	1,341,869	2,108,004	2,111,609
Total net position	$ (7,997,246)	$ 4,554,026	$ (14,140,604)	$ 9,305,382	$ 6,430,397	$ 8,133,970	$ 2,531,561	$ 4,500,927

(a) Period ending June 30, 2025
(b) Period ending July 31, 2025

(continued)

CADDO PARISH COMMISSION
Shreveport, Louisiana

COMPONENT UNITS
Combining Statement of Net Position
December 31, 2025

			Proprietary Fund Types						
Fire District Number 6	Fire District Number 7	Fire District Number 8	Hospital Service District (a)	Sewerage District Number 2 (a)	Sewerage District Number 7	Waterworks District Number 7	Lakeview Waterworks District	Pine Hill Waterworks District Number 8 (b)	Total Component Units
$ 383,706	$ 152,780	$ 156,512	$ 1,520,283	$ 242,219	$ 1,128,420	$ 1,891,404	$ 369,361	$ 470,577	$ 26,684,091
125,508	436,973	114,593	5,814,280	254,233	-	742,463	-	-	31,678,366
1,302,484	1,595,882	878,099	12,908,135	13,092	74,745	94,856	57,537	99,560	29,674,184
-	-	-	-	-	-	-	-	-	1,700,454
-	-	-	-	-	-	-	-	-	852,123
-	-	-	-	-	-	-	-	-	171,946
-	-	-	1,733,024	-	-	-	-	-	2,245,262
36,768	42,202	11,824	4,758,431	22,725	36,191	192,999	20,586	28,426	5,926,744
3,588	20,002	25,000	2,260,135	59,342	37,500	50,200	12,622	19,535	6,224,500
340,082	801,659	763,871	31,368,730	111,026	1,942,605	3,339,273	787,290	690,747	78,669,727
2,192,136	3,049,498	1,949,899	60,363,018	702,637	3,219,461	6,311,195	1,247,396	1,308,845	183,827,397
240,628	396,455	171,370	1,581,396	-	-	-	-	-	12,792,506
-	-	-	-	-	-	-	-	-	13,283,449
240,628	396,455	171,370	1,581,396	-	-	-	-	-	26,075,955
60,207	73,581	21,282	1,641,322	39,853	33,985	689,172	22,265	52,776	5,042,279
-	-	-	1,826,937	-	-	-	-	12,184	3,100,383
-	-	-	81,612	-	-	981	-	-	104,814
-	-	-	-	-	-	-	-	-	526,274
-	33,282	-	1,085,184	-	-	107,222	-	102,249	7,147,067
-	34,338	-	19,926,670	-	146,559	630,265	146,975	236,846	42,566,646
415,059	998,049	459,930	-	-	-	-	-	-	19,682,458
-	-	-	-	-	-	-	-	-	33,657,217
475,266	1,139,250	481,212	24,561,725	39,853	180,544	1,427,640	169,240	404,055	111,827,138
-	-	-	-	-	-	-	-	-	3,259,791
-	-	-	96,355	-	-	-	-	-	165,303
-	-	-	-	-	-	-	-	-	20,793,143
242,817	492,919	412,965	854,588	-	-	-	-	-	8,784,059
242,817	492,919	412,965	950,943	-	-	-	-	-	33,002,296
343,670	754,041	788,871	13,059,972	170,368	1,980,105	2,996,657	799,912	710,282	45,440,722
-	-	-	-	-	-	-	-	-	4,554,026
-	-	-	3,612,304	-	-	-	-	-	4,424,513
-	-	-	-	-	-	-	-	-	600,000
1,371,011	1,059,743	438,221	19,759,470	492,416	1,058,812	1,886,898	278,244	194,508	10,054,657
$ 1,714,681	$ 1,813,784	$ 1,227,092	$ 36,431,746	$ 662,784	$ 3,038,917	$ 4,883,555	$ 1,078,156	$ 904,790	$ 65,073,918

(concluded)

CADDO PARISH COMMISSION
Shreveport, Louisiana

COMPONENT UNITS
Combining Statement of Activities
For the Year Ended December 31, 2025

	Judicial Services	Economic Development	Public Safety		Fire Protection Services			
	District Attorney of the First Judicial District	Caddo Industrial Development Board	Caddo Correctional Center (a)	Caddo Parish Communications District Number 1	Fire District Number 1	Fire District Number 3	Fire District Number 4	Fire District Number 5
Expenses	$ 13,272,713	$ 726,415	$ 37,529,856	$ 5,485,555	$ 7,939,114	$ 5,365,306	$ 3,669,146	$ 2,266,161
Program Revenues								
Charges for services	1,003,657	-	14,500,629	237,910	1,551,501	463,784	1,022,850	282,960
Capital grants and contributions	-	-	-	-	-	-	12,000	-
Operating grants and contributions	11,479,584	-	-	-	84,139	450,643	-	-
Net program (expenses) revenue	(789,472)	(726,415)	(23,029,227)	(5,247,645)	(6,303,474)	(4,450,879)	(2,634,296)	(1,983,201)
General Revenues								
Taxes:								
Property taxes levied for general purposes	-	-	-	-	1,999,779	2,712,003	2,361,237	1,862,917
Sales taxes	-	-	21,592,872	-	3,322,563	2,300,156	-	-
Telephone tariff	-	-	-	4,346,414	-	-	-	-
State revenue sharing and supplemental pay	-	-	-	-	298,976	30,984	135,811	69,568
Investment earnings (loss)	81,318	-	1,117,042	-	122,673	140,896	73,687	64,752
Inmate work release revenue	-	-	84,145	-	-	-	-	-
State fire insurance rebate	-	-	-	-	79,093	45,049	42,424	22,780
Miscellaneous	421,900	628,202	2,067,099	233,612	290,642	474,690	124,163	100,557
Total general revenues	503,218	628,202	24,861,158	4,580,026	6,113,726	5,703,778	2,737,322	2,120,574
Change in net position	(286,254)	(98,213)	1,831,931	(667,619)	(189,748)	1,252,899	103,026	137,373
Net position (deficit) - beginning	(7,714,992)	4,652,239	(15,218,598)	9,973,001	6,620,145	6,881,071	2,428,535	4,363,554
Adjustment - opening net position for component unit	4,000	-	-	-	-	-	-	-
Change in accounting principle	-	-	(753,937)	-	-	-	-	-
Net position (deficit) - beginning, as restated	(7,710,992)	4,652,239	(15,972,535)	9,973,001	6,620,145	6,881,071	2,428,535	4,363,554
Net position (deficit) - ending	$ (7,997,246)	$ 4,554,026	$ (14,140,604)	$ 9,305,382	$ 6,430,397	$ 8,133,970	$ 2,531,561	$ 4,500,927

(a) Period ending June 30, 2025
(b) Period ending July 31, 2025

(continued)

CADDO PARISH COMMISSION
Shreveport, Louisiana

COMPONENT UNITS
Combining Statement of Activities
For the Year Ended December 31, 2025

			Hospital Services	Sewerage Services		Water Services			
Fire District Number 6	Fire District Number 7	Fire District Number 8	Hospital Service District (a)	Sewerage District Number 2 (a)	Sewerage District Number 7	Waterworks District Number 7	Lakeview Waterworks District	Pine Hill Waterworks District Number 8 (b)	Total Component Units
$ 1,393,317	$ 1,653,722	$ 1,123,634	$ 49,790,180	$ 282,359	$ 823,781	$ 969,135	$ 660,202	$ 1,080,407	$ 134,031,003
586,895	171,250	229,497	32,720,119	164,648	951,957	1,145,804	420,623	1,064,082	56,518,166
-	-	-	281,383	-	-	-	-	-	293,383
1,000	2,460	52,680	15,976,529	-	-	979,023	608,624	-	29,634,682
(805,422)	(1,480,012)	(841,457)	(812,149)	(117,711)	128,176	1,155,692	369,045	(16,325)	(47,584,772)
1,016,207	1,337,548	630,953	466,449	119,230	-	-	-	-	12,506,323
-	-	-	2,052,611	-	-	-	-	-	29,268,202
-	-	-	-	-	-	-	-	-	4,346,414
35,421	87,896	55,641	-	1,575	-	-	-	-	715,872
5,989	25,135	16,087	370,034	591	12,540	2,580	-	(6,434)	2,026,890
-	-	-	-	-	-	-	-	-	84,145
-	40,428	49,817	-	-	-	-	-	-	279,591
42,963	126,645	223,735	191,831	3,770	-	-	-	2,443	4,932,252
1,100,580	1,617,652	976,233	3,080,925	125,166	12,540	2,580	-	(3,991)	54,159,689
295,158	137,640	134,776	2,268,776	7,455	140,716	1,158,272	369,045	(20,316)	6,574,917
2,699,506	1,676,144	1,092,316	34,487,178	655,329	2,898,201	3,725,283	709,111	925,106	60,853,129
(1,279,983)	-	-	(324,208)	-	-	-	-	-	(1,600,191)
-	-	-	-	-	-	-	-	-	(753,937)
1,419,523	1,676,144	1,092,316	34,162,970	655,329	2,898,201	3,725,283	709,111	925,106	58,499,001
$ 1,714,681	$ 1,813,784	$ 1,227,092	$ 36,431,746	$ 662,784	$ 3,038,917	$ 4,883,555	$ 1,078,156	$ 904,790	$ 65,073,918

(concluded)

CADDO PARISH COMMISSION
Shreveport, Louisiana

Notes to Basic Financial Statements
December 31, 2025

INDEX

	Page Number
Note 1 – Summary of Significant Accounting Policies	33
Note 2 – Cash and Investments	50
Note 3 – Ad Valorem Taxes	52
Note 4 – Capital Assets	53
Note 5 – Long-Term Liabilities	54
Note 6 – Other Required Individual Fund Disclosures	57
Note 7 – Defined Benefit and Contribution Plans	58
Note 8 – Other Post-Employment Healthcare and Life Insurance Benefits	66
Note 9 – Contingencies	68
Note 10 – Risk Management	69
Note 11 – Subsequent Events	70

(1) Summary of Significant Accounting Policies

The accounting policies of the Caddo Parish Commission conform to generally accepted accounting principles as applicable to governments. The following is a summary of the more significant accounting policies:

(a) Reporting Entity

The Caddo Parish Commission (the Commission) is the governing authority for Caddo Parish and is a political subdivision of the State of Louisiana. The Commission, under the provisions of Louisiana Revised Statutes 33:1271-1285, enacts ordinances, sets policy, and establishes programs in such fields as criminal and juvenile justice, highways and streets, sanitation, planning and zoning, public health and welfare, libraries, culture and recreational facilities, economic development, and general administrative services.

The Commission was established December 10, 1984, after voter approval of the Home Rule Charter for Caddo Parish on April 7, 1984. The Commission replaced the Caddo Parish Police Jury, which was established January 18, 1838.

The basic criterion for determining whether a governmental department, agency, institution, commission, public authority, or other governmental organization should be included in a primary governmental unit's reporting entity for government-wide financial statements is financial accountability. Financial accountability includes the appointment of a voting majority of the organization's governing body and the ability of the primary government to impose its will on the organization or if there is a financial benefit/burden relationship. In addition, an organization, which is fiscally dependent on the primary government, should be included in its reporting entity.

These financial statements present the Commission (the primary government) and its component units. The discrete component units discussed below are included in the Commission's reporting entity because of the significance of their operational or financial relationship with the Commission. There are no blended component units in the Commission.

Discretely Presented Component Units

The component units' columns in the government-wide financial statements include the financial data of the Commission's component units. They are reported in a separate column to emphasize that they are legally separate from the Commission.

The following is a summary of the component units:

District Attorney of the First Judicial District

The District Attorney of the First Judicial District (the District Attorney) has charge of every criminal prosecution by the State in his district, is the representative of the State before the grand jury in his district, and is the legal advisor to the grand jury. Caddo Parish comprises the First Judicial District. The District Attorney is fiscally dependent on the Commission. The Commission has the statutory responsibility to fund the operations of the District Attorney. If all of the fee revenue were to diminish, the Commission would have to fund the District Attorney's office allowing it to function. Currently, the Commission provides approximately half of the District Attorney's total revenue.

Industrial Development Board of the Parish of Caddo, Inc.

The Industrial Development Board of the Parish of Caddo, Inc. (IDB) was created by the Commission and authorized by the Louisiana Revised Statute 51:1151 to promote the retention, expansion, and attraction of business and commercial enterprises in Caddo Parish and to expand employment opportunities. The Commission makes appointments to the Board. The Commission may be financially accountable for IDB as a result of fiscal dependency. The Commission also may impose its will on the Caddo Industrial Development Board by significantly influencing programs, projects, or level of service.

Caddo Correctional Center

The Caddo Correctional Center (the Center) was created by the Caddo Parish Commission under the provisions of Louisiana Revised Statute 33:1236 providing for the maintenance and operation of a Parish prison. The Center is a modern correctional facility that has a maximum capacity of 1,500 male and female inmates and a separate work release facility that has a maximum capacity of 240 male inmates. The Center is fiscally dependent on the Commission. Any shift in other resources would require the Commission to fund the Center's operations. It is the Commission's responsibility to maintain the Center; ultimate responsibility for the Center is vested in the Commission.

Caddo Parish Communications District Number One

The Caddo Parish Communications District Number One (the District) was created by the Commission by ordinance on September 25, 1985, as provided under Louisiana Revised Statute 33:9103. The District is comprised of property within the Parish of Caddo and is governed by a Board of Commissioners. The purpose of the District is to provide a primary three-digit emergency telephone number (911) and related support system for Caddo Parish. The Commission appoints a voting majority of the District's governing body. As such, the Commission can impose its will on the District. Additionally, the Commission may be financially accountable for the District as a result of fiscal dependency.

Caddo Parish Fire Protection District No. 1

The Caddo Parish Fire Protection District No. 1 (Fire District 1) was created by Ordinance No. 2034 adopted by the Commission on October 6, 1982. Fire District 1 is governed by a five member Board of Commissioners appointed by the Commission and the Town of Blanchard, Louisiana. The Commission appoints a voting majority of Fire District 1's governing body. Additionally, the Commission may be financially accountable for Fire District 1 as a result of fiscal dependency. The Commission also may impose its will on Fire District 1 by significantly influencing programs, projects, or level of service.

The Caddo Parish Commission by Ordinance No. 5024, enlarged the boundaries of Fire District 1 to include the territory in Caddo Parish Fire Protection District No. 2 (Fire District 2). Effective January 1, 2011, all operational assets and liabilities of Fire District 2 were transferred to Fire District 1. Fire District 2 retained cash funds and the related debt, associated with its bonded debt. As of the year ended December 31, 2014, Fire District 2 is not a discretely presented component unit because its financial statements are no longer material to the financial statements of the Commission.

Caddo Parish Fire Protection District No. 3

The Caddo Parish Fire District No. 3 (Fire District 3) was created by resolution of the Commission on April 11, 1984, to purchase and maintain fire equipment and to provide fire protection for the people of Fire District 3. It is governed by a board of commissioners consisting of five members: two members are appointed by the Commission, two members are appointed by the Mayor and Board of Aldermen of Greenwood, Louisiana, and one member, who is the chairman, is appointed by the four other members. The Commission appoints a voting majority of Fire District 3's governing body. Additionally, the Commission may be financially accountable for Fire District 3 as a result of fiscal dependency. The Commission also may impose its will on Fire District 3 by significantly influencing programs, projects, or level of service.

Caddo Parish Fire Protection District No. 4

The Caddo Parish Fire Protection District No. 4 (Fire District 4) was created by the Commission by ordinance as provided under the Louisiana Revised Statutes 40:1496. Fire District 4 is comprised of property in Southwest Caddo Parish and is governed by a board of commissioners. The purpose of Fire District 4 is to provide fire and emergency services to residents of its district. The Commission appoints a voting majority of Fire District 4's governing body. Additionally, the Commission may be financially accountable for Fire District 4 as a result of fiscal dependency. The Commission also may impose its will on Fire District 4 by significantly influencing programs, projects, or level of service.

Caddo Parish Fire Protection District No. 5

The Caddo Parish Fire Protection District No. 5 (Fire District 5) was created by Ordinance No. 2143 adopted by the Commission on April 24, 1984, to provide fire protection, emergency medical and hazardous material services for the people of its district. Fire District 5 is governed by a five member board of commissioners appointed by the Commission. The Commission may be financially accountable for Fire District 5 as a result of fiscal dependency. The Commission also may impose its will on Fire District 5 by significantly influencing programs, projects, or level of service.

Caddo Parish Fire Protection District No. 6

The Caddo Parish Fire Protection District No. 6 (Fire District 6) was created by the Commission by ordinance as provided under the Louisiana Revised Statutes 40:1496. The purpose of Fire District 6 is to provide fire and emergency services to residents of its district. Fire District 6 is comprised of property in Southwest Caddo Parish and is governed by a board of commissioners, who are appointed by the Commission. The Commission may be financially accountable for Fire District 6 as a result of fiscal dependency. The Commission also may impose its will on Fire District 6 by significantly influencing programs, projects, or level of service.

Caddo Parish Fire Protection District No. 7

The Caddo Parish Fire Protection District No. 7 (Fire District 7) was created by the Commission in 1987 under the provisions of Louisiana Revised Statutes 40:1492-1501. Fire District 7 was formed to provide fire protection and emergency medical services to the residents of its district in North Caddo Parish.

Its six board members are appointed by the Commission. The Commission may be financially accountable for Fire District 7 as a result of fiscal dependency. The Commission also may impose its will on Fire District 7 by significantly influencing programs, projects, or level of service.

Caddo Parish Fire Protection District No. 8

The Caddo Parish Fire Protection District No. 8 (Fire District 8) provides fire and emergency services for the citizens and municipalities within its district. Fire District 8 currently employs six employees and has in excess of 60 volunteers. It is governed by a Board of six members appointed by the Commission. The Commission may be financially accountable for Fire District 8 as a result of fiscal dependency. The Commission also may impose its will on Fire District 8 by significantly influencing programs, projects, or level of service.

North Caddo Hospital Service District

The North Caddo Hospital Service District (the Medical Center) is organized and operated as a hospital service district under Louisiana Revised Statutes, Chapter 10, Title 46. The Medical Center is located in Vivian, Louisiana, and provides inpatient and outpatient acute and non-acute medical care, including emergency services, primarily to patients residing in the Vivian area. The governing authority of the Medical Center, a nine-member board of commissioners appointed by the Commission, was established by an ordinance of the Commission. The Commission may be financially accountable for the Medical Center as a result of fiscal dependency and exclusion would create misleading or incomplete financial statements.

Caddo Parish Sewerage District No. 2

The Caddo Parish Sewerage District No. 2 (Sewerage District 2) was created by the Commission. It was formed to provide sewerage collection and treatment for District No. 2. Its seven board members are appointed by the Commission. The Commission may be financially accountable for Sewerage District 2 as a result of fiscal dependency. The Commission also may impose its will on Sewerage District 2 by significantly influencing programs, projects, or level of service.

Caddo Parish Sewerage District No. 7

The Caddo Parish Sewerage District No. 7 (Sewerage District 7) was created by the Commission. It was formed to construct and operate a sewerage collection and treatment system north of Shreveport, Louisiana. It serves approximately 1,750 customers and employs four employees. Its five board members are appointed by the Commission. The Commission may be financially accountable for Sewerage District 7 as a result of fiscal dependency. The Commission also may impose its will on Sewerage District 7 by significantly influencing programs, projects, or level of service.

Caddo Parish Waterworks District No. 7

The Caddo Parish Waterworks District No. 7, Keithville, Louisiana (Waterworks District 7) was created by ordinance on January 8, 1975, as provided under Louisiana Revised Statutes 33:3811. Waterworks District 7 is comprised of property southwest Caddo Parish, Louisiana, and serves approximately 1,600 residential and commercial customers.

Operations consist of seven wells, five treatment plants and approximately 72 miles of water lines. It is governed by a five-member board of commissioners appointed by the Commission. The members of the board serve five-year terms. The Commission may be financially accountable for Waterworks District 7 as a result of fiscal dependency. The Commission also may impose its will on Waterworks District 7 by significantly influencing programs, projects, or level of service.

Lakeview Waterworks District

Lakeview Waterworks District (Lakeview) was created by the Commission and authorized by the Louisiana Revised Statute 33:3811. Lakeview is located adjacent to and in proximity of Cross Lake. The purpose of Lakeview is to provide water service to the residents of its district. Lakeview is governed by a board of five commissioners appointed by the Commission. The commissioners serve five-year terms. The Commission may be financial accountable for Lakeview as a result of fiscal dependency. The Commission also may impose its will on Lakeview by significantly influencing programs, projects, or level of service.

Pine Hill Waterworks District No. 8

The Pine Hill Waterworks District No. 8 (Waterworks District 8) was created by the Commission and authorized by the Louisiana Revised Statute 33:3811. Waterworks District 8 is located north of Shreveport, Louisiana, and serves approximately 1,460 customers. It is governed by a board of five commissioners appointed by the Commission as authorized by Louisiana Revised Statute 33:3812. The commissioners serve five-year terms. The Commission may be financially accountable for Waterworks District 8 as a result of fiscal dependency. The Commission also may impose its will on Waterworks District 8 by significantly influencing programs, projects, or level of service.

Complete financial statements of the discretely presented component units may be obtained at the Office of the Legislative Auditor of the State of Louisiana, 1600 North Third Street, P.O. Box 94397, Baton Rouge, LA 70804-9397 or at their respective administrative offices.

District Attorney of the First Judicial District
501 Texas Street
Shreveport, LA 71101

Caddo Correctional Center
505 Travis Street
Shreveport, LA 71101

Caddo Parish Communications District Number One
1144 Texas Avenue
Shreveport, LA 71101

Caddo Parish Fire District No. 1
P.O. Box 538
Blanchard, LA 71109

Caddo Parish Fire District No. 3
9081 Highway 80
Greenwood, LA 71033

Caddo Parish Fire District No. 4
8420 Colquitt Road
Keithville, LA 71047

Caddo Parish Fire District No. 5
1675 Leonard Road
Shreveport, LA 71115

Caddo Parish Fire District No. 6
11450 Old Mansfield Road
Keithville, LA 71047

Caddo Parish Fire District No. 7
300 Highway 1 North
Oil City, LA 71061

Caddo Parish Fire District No. 8
1007 South Spruce Street
Vivian, LA 71082

North Caddo Hospital Service District
1000 South Spruce Street
Vivian, LA 71082

Caddo Parish Sewerage District No. 2
4126 Rainier
Shreveport, LA 71107

Caddo Parish Sewerage District No. 7
4859 North Market, Suite 4
Shreveport, LA 71107

Caddo Parish Waterworks District No. 7
3836 Colquitt Road
Keithville, LA 71047

Lakeview Waterworks District
3205 Lorraine Street
Shreveport, LA 71107

Pine Hill Waterworks District No. 8
4922 North Market Street
Shreveport, LA 71107

Industrial Development Board of the
Parish of Caddo, Inc.
333 Texas St., Suite 2020
Shreveport, LA 71101

Discretely Presented Component Units' Footnote Disclosures

The following Notes 2 through 11 include only the primary government and do not include the discretely presented component units since they do not present a significant risk exposure for fair presentation.

Payments between the Commission and Component Units

Resource flows (except those that affect the statement of net position/balance sheet only, such as loans and repayments) between a primary government and its discretely presented component units are reported as external transactions – that is, as revenues and expenses. For the year ended December 31, 2025, payments to component units were primarily made up of budget appropriations to the District Attorney of the First Judicial District (District Attorney) for operations of $7,560,000, payments of $486,677 to the District Attorney related to reimbursements for capital outlay and contracts, and payments for inmate feeding, housing, and medical costs to the Caddo Correctional Center (the Center) of $7,308,374.

The District Attorney's office reimbursed the Commission $1,636,112 for various expenses, notably health insurance. At December 31, 2025, $138,712 was due to the Commission from the District Attorney for miscellaneous reimbursements and health insurance premiums, respectively, and is included in due from other governments.

Also, for the year ended December 31, 2025, the Commission had $524,573 due to component units. This total balance was due to the Center. In the discretely presented component unit financial statements, the Center had a balance due from the Commission of $468,629. These balances do not agree because the Center's statements were for the period ending June 30, 2025.

Related Organizations

Current Louisiana law provides for the creation of various Districts for the provision of certain services on a parish-wide level. The Caddo Parish Public School System, Caddo Parish Clerk of Court, Caddo Parish Sheriff's Office, Caddo Parish Tax Assessor, and Caddo Parish Coroner are legally separate from the Commission and are governed by independently elected officials. The Commission is not considered to be accountable for these Districts due to the inability of the Commission to impose its will over the daily operations. These officials prepare their own budgets, designate their own management teams, issue debt, and levy their own taxes or fees. While some financial burdens are placed on the Commission by these Districts, it is not considered significant enough to warrant their inclusion in the reporting entity.

(b) Government-Wide and Fund Financial Statements

The government-wide financial statements (GWFS) (i.e., the statement of net position and the statement of activities) report information on all of the nonfiduciary activities of the primary government and its component units. Governmental activities, which normally are supported by taxes, intergovernmental revenues, and other nonexchange transactions, are reported separately from business-type activities, which rely to a significant extent on fees and charges to external customers for support. Likewise, the primary government is reported separately from certain legally separate component units for which the primary government is financially accountable.

The statement of activities demonstrates the degree to which the direct expenses of a given function are offset by program revenues. *Direct expenses* are those that are clearly identifiable with a specific function. *Program revenues* include 1) charges to customers or applicants who purchase, use, or directly benefit from goods, services or privileges provided by a given function or segment, and 2) grants and contributions that are restricted to meeting the operational or capital requirements of a particular function. Taxes and other items not properly included among program revenues are reported instead as *general revenues*.

Separate fund financial statements (FFS) are provided for governmental funds, proprietary fund, and fiduciary funds, even though the latter are excluded from the government-wide financial statements. Major individual governmental funds are reported as separate columns in the fund financial statements.

(c) Measurement Focus, Basis of Accounting, and Financial Statement Presentation

The accounting and financial reporting treatment is determined by the applicable measurement focus and basis of accounting. Measurement focus indicates the type of resources being measured such as *current financial resources or economic resources.* The basis of accounting indicates the timing of transactions or events for recognition in the financial statements.

The government-wide financial statements are reported using the *economic resources measurement focus* and the *accrual basis of accounting*. Revenues are recorded when earned and expenses are recorded when a liability is incurred, regardless of the timing of related cash flows. Property taxes are recognized as revenues in the year for which they are levied. Grants and similar items are recognized as revenue as soon as all eligibility requirements imposed by the provider have been met.

The governmental fund financial statements are reported using the *current financial resources measurement focus* and the *modified accrual basis of accounting*. Revenues are recognized as soon as they are both measurable and available. Revenues are considered to be available when they are collectible within the current period or soon enough thereafter to pay liabilities of the current period. For this purpose, the government considers revenues to be available if they are collected within 60 days of the end of the current fiscal period. Expenditures generally are recorded when a liability is incurred, as under accrual accounting. However, debt service expenditures, as well as expenditures related to compensated absences, and claims and judgments, are recorded only when payment is due. General capital asset acquisitions are reported as expenditures in governmental funds. Issuance of long-term debt and acquisitions under capital leases are reported as other financing sources.

Ad valorem taxes are considered “measurable” at the time of levy, whereas items such as beer taxes are considered “measurable” when in the hands of intermediary collecting agencies and are recognized as revenue at that time. Substantially all other non-intergovernmental revenues are susceptible to accrual and are recognized when earned or the underlying transaction occurs. Sales taxes are accrued in the individual funds to which they pertain. For intergovernmental revenues, the legal and contractual requirements of the numerous individual programs are used as guidance. Grants and similar items are recognized as revenues as soon as all eligibility requirements have been met. In reimbursement-type programs, monies must be expended on the specific purpose or project before any amounts will be paid to the Commission; therefore, revenues are recognized based upon the expenditures recorded. In other programs in which monies are virtually unrestricted as to purpose of expenditure and are usually revocable only for failure to comply with prescribed compliance requirements, the resources are reflected as revenues at the time of receipt or earlier if the susceptible to accrual criteria are met.

The proprietary funds are reported using the *economic resources measurement* focus and the *accrual basis of accounting*.

All fiduciary funds, including custodial funds, use the *accrual basis of accounting.* Also, custodial funds are reported using the *economic resources measurement focus*.

The accounts of the Commission are organized on the basis of funds, each of which is considered a separate accounting entity. The operations of each fund are accounted for with a separate set of self-balancing accounts that comprise its assets, liabilities, fund balance/retained earnings, revenues, and expenditures/expenses. The various funds are summarized by type in the financial statements. The following fund types are used by the Commission:

Governmental Funds

Governmental funds are those through which most governmental functions of the Commission are financed. The acquisition, use, and balances of the Commission’s expendable financial resources and the related liabilities (except those accounted for in proprietary funds) are accounted for through governmental funds. The Commission reports the following major governmental funds:

General Fund - The General Fund is the general operating fund of the Commission. It is used to account for all financial resources except those required to be accounted for in another fund.

Detention Facilities Fund - The Detention Facilities Fund is a special revenue fund and accounts for the proceeds of a special ad valorem tax and other revenues dedicated to the maintenance and operation of the Caddo Correctional Center.

Solid Waste Disposal Fund - The Solid Waste Disposal Fund is a special revenue fund and accounts for the proceeds of a special ad valorem tax, sales tax, and other revenues dedicated for maintenance and operation of the Parish solid waste system.

Public Works Fund - The Public Works Fund is a special revenue fund and accounts for the proceeds of a sales tax approved by the voters in 1989. The tax was dedicated to capital improvement of roads, bridges, and drainage. The fund also accounts for the proceeds of a portion of the gasoline tax levied by the State of Louisiana. These funds are dedicated to road and bridge improvement by the State.

Head Start Fund - The Head Start Fund is a special revenue fund and accounts for federal monies received by the Commission that are passed through to the Caddo Community Action Agency.

Biomedical Fund - The Biomedical Fund is a special revenue fund and accounts for the proceeds of a special ad valorem tax dedicated to economic development.

Capital Outlay Fund - The Capital Outlay Fund was established to account for capital expenditures and capital projects still in progress. Monies for the Capital Outlay Fund are provided through transfers from various funds of the Commission.

Criminal Justice Fund - The Criminal Justice Fund is a special revenue fund and accounts for the proceeds of a special ad valorem tax dedicated for criminal justice system expenditures.

American Rescue Plan Fund - The American Rescue Plan Fund is a special revenue fund and was established to account for expenditures related to the American Rescue Plan Act (ARPA) of 2021.

Additionally, the Commission reports the following non-major governmental fund types:

Special Revenue Funds - Special Revenue Funds are used to account for the proceeds of specific revenue sources that are legally restricted to expenditures for specified purposes.

Capital Project Funds - Capital Projects Funds are used to account for financial resources to be used for the acquisition or construction of major capital facilities. These funds are also used to account for the construction of public improvements, which are to be ultimately financed through assessments to individual property owners.

Debt Service Fund - The Debt Service Fund is used to account for the accumulation of resources for, and the payment of, general long-term debt principal, interest, and related costs. This Fund receives a dedicated portion of ad valorem taxes paid to the Commission.

Proprietary Fund Type

The proprietary fund type is used to account for the Commission's ongoing organizations and activities that are similar to those often found in the private sector. The Internal Service Funds are the only proprietary funds maintained by the Commission. The Internal Service Funds are used to account for the financing of services provided by one fund of the Commission to other funds on a cost reimbursement basis.

The following are the Commission's Internal Service Funds:

Group Insurance Fund - The Group Insurance Fund is used to account for employee medical and life insurance coverage.

General Insurance Fund - The General Insurance Fund is used to account for casualty and workmen's compensation insurance coverage and claims.

Proprietary funds distinguish operating revenues and expenses from nonoperating items. Operating revenues and expenses generally result from providing services and producing and delivering goods in connection with a proprietary fund's principal ongoing operations. Operating expenses for internal service funds include the cost of sales and services, administrative expenses, and depreciation of capital assets. All revenue and expenses not meeting this definition are reported as nonoperating revenues and expenses.

Fiduciary Funds

Fiduciary fund reporting focuses on net position and changes in net position. The fiduciary fund category is split into four classifications: pension trust funds, investment trust funds, private-purpose trust funds and custodial funds. The only fiduciary funds that Commission has are considered custodial funds. The following are the Commission's fiduciary funds:

Criminal Court Fund – The Criminal Court Fund was established in accordance with a government mandate by the Legislature to account for the proceeds from the operations of the First Judicial District Court. All fines, court costs, and bond forfeitures imposed by the Court are dedicated to trial costs and other operating expenditures.

Jury Fund – The Jury Fund was established in accordance with a government mandate by the Legislature to account for the proceeds from a special fee assessed on criminal cases. The fees are used to provide compensation of jurors in criminal matters.

When both restricted and unrestricted resources are available for use, it is the Commission's policy to use restricted resources first, and then unrestricted resources as they are needed.

(d) Capital Assets

Capital assets, which include property, plant, equipment, and infrastructure assets (e.g., roads, bridges, sidewalks, and similar items), are reported in the governmental activities column in the GWFS. Capital assets are recorded at historical cost or estimated historical cost for assets where actual historical cost is not available and depreciated over their estimated useful lives. Donated capital assets, donated works of art or similar items, and capital assets received in a service concession arrangement are reported at acquisition value.

The Commission maintains a threshold level for capitalization of capital assets except land. All land is capitalized, regardless of the amount. All other capital assets are capitalized utilizing a threshold of $5,000 for land improvements, buildings and building improvements, furniture, equipment, vehicles, and construction in progress. Infrastructure is capitalized utilizing a threshold of $200,000 for roads, $75,000 for bridges, $50,000 for drainage ditches, and $5,000 for solid waste. The costs of normal maintenance and repairs that do not add to the value of the asset or materially extend assets lives are not capitalized.

Estimated useful life is management's estimate of how long the asset is expected to meet service demands. Capital assets have not been assigned a salvage value because management feels that the salvage value is immaterial. Straight-line depreciation is calculated based on the following estimated useful lives:

Land improvements	20 years
Buildings	40 - 45 years
Building improvements	20 years
Sewer line	50 years
Drainage	15 - 30 years
Roadways	20 - 40 years
Bridges	40 years
Solid waste	15 years
Vehicles	5 years
Equipment	5 - 20 years

(e) Unearned Revenue

Unearned revenue recorded on the GWFS and the FFS represents amounts received before eligibility requirements are met or expenses occur.

(f) Long-term Liabilities

In the GWFS, and proprietary fund types in the FFS, long-term debt, and other long-term obligations are reported as liabilities in the applicable governmental activities, or proprietary fund-type Statement of Net Position. Bond premiums and discounts, and gains/losses on refundings, are deferred and amortized over the term of the related debt. Bonds payable are reported net of the applicable bond premium or discount and gains/losses on refundings.

In the FFS, governmental fund types recognize bond premiums and discounts, as well as bond issuance costs, during the current period. The face amount of debt issued is reported as other financing sources. Premiums received on debt issuances are reported as other financing sources while discounts on debt issuances are reported as other financing uses. Issuance costs, whether or not withheld from the actual debt proceeds received, are reported as debt service expenditures.

(g) Encumbrances

Encumbrance accounting, under which purchase orders, contracts, and other commitments for the expenditure of funds are recorded to reserve that portion of applicable appropriation, is employed in the Commission's governmental funds.

Every appropriation, except an appropriation for a capital expenditure, will lapse at the close of the fiscal year to the extent it has not been expended.

(h) Investments

State statutes authorize the Commission to invest in U. S. bonds, Treasury notes, and bills, or certificates or time deposits of state banks organized under Louisiana law and national banks having principal offices in Louisiana. In addition, local governments in Louisiana are authorized to invest in the Louisiana Asset Management Pool Inc. (LAMP), a nonprofit corporation, formed by an initiative of the State Treasurer and organized under the laws of the State of Louisiana, which operates a local government investment pool. Investments of the Commission are stated at fair value. Investments, excluding the LAMP investments, are held in the Commission's name through a book-entry system at the Federal Reserve Bank. A separate financial report for LAMP can be located at the LAMP website, www.lamppool.com.

(i) Inventories

Inventories are valued at cost using the first-in, first-out (FIFO) method. Inventory in the Public Works Fund consists of parts, signs, and fuel. Inventories are accounted for using the purchase method.

(j) Deferred Outflows/Inflows of Resources

The Commission has two (2) items that qualify for reporting as deferred outflows of resources, the *deferred outflows related to other post-employment benefits (OPEB)* and the *deferred outflows related to pensions*, reported in the government-wide statements of net position. The deferred outflows related to pensions are an aggregate of items related to pensions as calculated in accordance with GASB Codification (GASBC) Section P20: *Pension Activities – Reporting for Benefits Provided through Trusts That Meet Specified Criteria*. The deferred outflows related to pensions will be recognized as either pension expense or a reduction in the net pension liability (asset) in future reporting years. The deferred outflows related to OPEB results from the difference between projected and actual experience, changes in assumptions, and contributions made subsequent to the measurement date for the OPEB liability.

The Commission has three (4) items that qualify for reporting as deferred inflows of resources. Unavailable revenues for ad valorem taxes represent those amounts of current year taxes not received within the 60-day period after December 31. Certain licenses are collected in advance; therefore, the recognition of revenue is deferred until the following year. In addition, unavailable revenues in the Public Works Fund include paving assessments receivable that are collected over several years. Revenue will be recognized as paving assessments receivable become current. As paving assessments become current but not collected, the receivables then become delinquent. These receivables are secured by the property improved by the assessments and are, therefore, collectible. Delinquent receivables are immaterial.

The Commission has deferred inflows of resources and deferred outflows of resources related to the recording of changes in its net pension liability (asset) and recording of OPEB. The statements of financial position will sometimes report a separate section for deferred inflows of resources. This separate financial statement element, *deferred inflows of resources*, represents an acquisition of net position that applies to a future period(s) and so will not be recognized as an inflow of resources (revenue) until that time. Certain changes in the net pension liability (asset) and OPEB, are recognized as pension expense, and employee benefit expense over time, instead of all being recognized in the year of occurrence. Experience, and gains or losses, result from the Commission's actuary, which adjusts the net pension liability (asset) and OPEB for actual experience based on certain trend information that was previously assumed. These experience, and gains or losses are recorded as deferred outflows or deferred inflows of resources and are amortized into pension expense over the expected remaining service lives of plan members. Changes in actuarial assumptions which adjust the net pension liability and OPEB are also recorded as deferred outflows or deferred inflows of resources and are amortized into pension expense over the expected remaining service lives of plan members. The difference between projected investment return on pension investments and actual return on those investments is also deferred and amortized against pension expense over a five-year period.

Additionally, any contributions made by the Commission to the pension plan or OPEB plan before year-end, but subsequent to the measurement date of the Commission's net pension liability (asset) and OPEB liability are reported as deferred outflows of resources. This amount will reduce the net pension liability (asset) and the OPEB liability in the next fiscal year.

(k) Vacation and Sick Leave

The Commission's policy permits employees to accumulate earned but unused vacation benefits, which are eligible for payment upon separation from government service. Both unused vacation benefits and unused sick leave are eligible to be used while still employed by the Commission. The liability for such leave is reported as incurred in the government-wide financial statements to the extent that the leave is attributable to employees' services already rendered and is more likely than not to be used and paid for while employed or paid for at the end of employment. For the purpose of measuring the liability, the Commission assumes that leave is used on a last-in-first-out (LIFO) basis, with leave earned during the current year used before leave accumulated in prior years. A liability for those amounts is recorded in the governmental funds only if the liability has matured as a result of employee resignations or retirements. The liability for compensated absences includes salary-related benefits, where applicable.

(l) Pension Plans

The Commission participates in two retirement plans, which are administered by other governmental entities. These plans cover substantially all employees who meet certain length of service requirements (see Note 7 for details of these plans).

(m) Net Position Classifications

In the government-wide financial statements, net position is classified and displayed in three components:

- Net investment in capital assets – Consists of capital assets, net of accumulated depreciation and related debt.
- Restricted net position – Consists of net position with constraints placed on the use either by (1) external groups such as creditors, grantors, contributors, or laws or regulations of other governments; or (2) law through constitutional provisions or enabling legislation.
- Unrestricted net position – All other net position that do not meet the definition of "restricted" or "net investment in capital assets".

(n) Fund Balance Classifications

In the governmental fund financial statements, fund balances are classified as follows:

- Non-spendable: This classification includes amounts that cannot be spent because they are either (a) not in spendable form or (b) are legally or contractually required to be maintained intact. The Commission has non-spendable fund balances as of December 31, 2025, for inventories.

- Restricted: This classification includes amounts for which constraints have been placed on the use of the resources either (a) externally imposed by creditors (such as through a debt covenant), grantors, contributors, or laws or regulations of other governments, or (b) imposed by law through constitutional provisions or enabling legislation. The Commission has restricted resources as of December 31, 2025, for criminal justice, health and welfare, highways, streets and drainage, building facilities, sanitation, culture and recreation, economic development, debt service, and capital projects.

- Committed: This classification includes amounts that can be used only for specific purposes pursuant to constraints imposed by formal action of the Commission. The Caddo Parish Commission is the highest level of decision-making authority for the Commission. Commitments may be established, modified, or rescinded only through ordinances approved by the Commission. These amounts cannot be used for any other purpose unless the Commission removes or changes the specified use by taking the same type of action (ordinance) that was employed when the funds were initially committed. This classification also includes contractual obligations to the extent that existing resources have been specifically committed for use in satisfying those contractual requirements. As of December 31, 2025, the Commission has committed resources to contingencies, economic development, and subsequent year's expenditures.

- Assigned: This classification includes amounts that are constrained by the Commission's intent to be used for a specific purpose but are neither restricted nor committed. This intent can be expressed by the Commission or by an official or body to which the Commission delegates the authority.

- This classification also includes the remaining positive fund balance for all governmental funds except for the General Fund. The Caddo Parish Administrator and Chief Executive Officer may assign amounts that can be used only for specific purposes but these amounts are not spendable until a budget ordinance is passed by the Commission. This authority is given to the Administrator through the Home Rule Charter for the Parish of Caddo. The Commission has assigned resources as of December 31, 2025, to future claims and special services.

- Unassigned: This classification includes the residual fund balance for the General Fund and also includes negative residual fund balance of any other governmental fund that cannot be eliminated by offsetting of assigned fund balance amounts. The General Fund, at December 31, 2025, has $26,217,258 classified as unassigned.

The Commission would typically use restricted fund balances first, followed by committed resources, and then assigned resources, as appropriate opportunities arise, but reserves the right to selectively spend unassigned resources first to defer the use of these other classified funds.

(o) Interfund Receivables and Payables

All outstanding balances between funds are reported as due to/from other funds. There is no activity between funds that is representative of lending/borrowing arrangements at the end of the fiscal year.

The Criminal Court Fund includes receipts and disbursements of the First Judicial District Court. The monies in the fund are not available for use by the Commission; however, state law requires that the Commission fund all deficits of the fund and entitles the Commission to one-half of any surplus. These transactions are accounted for as receipts or disbursements of the Criminal Court Fund and the General Fund as applicable.

(p) Grants from Other Governmental Agencies

Federal and state governmental agencies represent an important source of supplementary funding to finance housing, employment, construction programs, and other activities beneficial to the Parish. These funds, primarily in the form of grants, are recorded in the General, Special Revenue, and Capital Projects Funds. A grant receivable is recorded when the Commission has a right to reimbursement under the related grant. The grants normally specify the purpose for which the funds may be used and are audited annually under the single audit approach as mandated in the Uniform Guidance.

Entitlements (grants) are recorded as revenues when all eligibility requirements are met, including any time requirements, and the amount is received during the period or within the availability period for this revenue source (within 120 days of fiscal year end). Expenditure-driven grants are recognized as revenue when the qualifying expenditures have been incurred and all other eligibility requirements have been met, and the amount is received during the period or within the availability period for this revenue source (within 120 days of the fiscal year end). All other entitlements are considered to be measurable and available only when cash is received by the government.

(q) Cash and Cash Equivalents

For purposes of the Statement of Cash Flows, the Commission considers all highly liquid investments with an original maturity of three months or less to be cash equivalents.

(r) Subsequent Events

Management has evaluated subsequent events through the date that the financial statements were available to be issued, June 30, 2026. See Note 11 for relevant disclosures.

(s) Recently Issued and Implemented Accounting Pronouncements

GASB Statement No. 102, *Certain Risk Disclosures*. The objective of this Statement is to provide essential information about risks related to a government's vulnerabilities due to certain concentrations (a lack of diversification related to an aspect of a significant revenue source or expense) or constraints (limitations Imposed externally or by formal action of a government's highest level of decision-making authority). A government is required to disclose information about such risks if a concentration or constraint (1) is known to the government before the financial statements are available to be issued, (2) makes the government vulnerable to the risk of a substantial impact, and (3) an event or events associated with the concentration or constraint that could cause the substantial impact has occurred, begun to occur, or is more likely than not to begin to occur within 12 months of the date the financial statements are available to be issued. There were no significant impacts of implementing this Statement.

Pronouncements Issued But Not Yet Effective

The GASB has issued statements that will become effective in future years. These statements are as follows:

GASB Statement No. 103, Financial Reporting Model Improvements. The objective of this Statement is to improve key components of the financial reporting blueprint to enhance its effectiveness in providing essential information and to address certain application issues. The Statement requires changes to management's discussion and analysis to make it easier to read and understand and to focus on explaining the reasons why balances and results of operation have changed. The Statement also provides more explicit definitions of operating and nonoperating revenues and expenses and changes the presentation of nonoperating revenues and expenses in the proprietary funds statement of revenues, expenses, and changes in fund net position. The new standards also (1) combine extraordinary items and special items into a single category, unusual or infrequent items, and clarify how they should be reported; (2) limits the reporting of major component unit information to the face of the government-wide financial statements, if it does not reduce their readability, or in combining financial statements following the fund financial statements; and (3) requires that budgetary comparisons be presented as required supplementary information, eliminating the option to present them as basic financial statements. The requirements of this Statement are effective for fiscal years beginning after June 15, 2025, and all reporting periods thereafter.

GASB Statement No. 104, *Disclosure of Certain Capital Assets*. The objective of this Statement is to provide users of government financial statements with essential information about certain types of capital assets. In addition to existing requirements regarding the level of detail with which notes to financial statements should disclose intangible right-to-use lease and subscription-based information technology arrangements (SBITA) assets, the Statement requires that (1) intangible right-to-use assets recognized by government operators in a public-public partnership should be disclosed by major class of underlying asset; (2) other types of intangible assets should be disclosed by major class; and (3) right-to-use assets should be disclosed separately from owned assets of the same type. The Statement also establishes that capital assets held for sale are those a government has decided to sell and whose sale within a year of the financial statement date is probable. Capital assets held for sale should be disclosed together with other capital assets of the same class. Governments also should disclose in notes the historical cost and accumulated depreciation (or amortization) of capital assets held for sale, as well as the carrying amount of debt for which they are pledged as collateral, by major class of asset for governmental and business-type activities. The requirements of this Statement are effective for fiscal years beginning after June 15, 2025, and all reporting periods thereafter.

GASB Statement No. 105, *Subsequent Events*. The objective of this Statement is to enhance the consistency with which the standards for reporting subsequent events are applied, thereby better meeting the information needs of financial statement users. The Statement defines subsequent events as transactions or other events that occur after the date of the financial statements but before the date the financial statements are available to be issued (that is, when the financial statements are complete in a form and format that complies with generally accepted accounting principles and approvals necessary for issuance have been obtained), rather than the date the financial statements are issued. The date through which subsequent events have been evaluated should be disclosed. A recognized subsequent event provides evidence of conditions that existed at the financial statement date that inform accounting estimates reported as of the financial statement date and should be reflected in those estimates. A nonrecognized subsequent event results in a significant effect (favorable or unfavorable) that is recognized or disclosed in the basic financial statements in the reporting period in which the event occurs and is one of the following: a debt-related transaction; government combination or a disposal of government operations; a change to the legally separate entities that compose the financial reporting entity; or a transaction or other event that is of such a nature that disclosure is essential to a user's analysis for making decisions or assessing accountability. Governments will be required to disclose a description of the nonrecognized event and its effect and an estimate of the amount of the effect (or the reason why an estimate cannot be made). The requirements of this Statement are effective for fiscal years beginning after June 15, 2026, and all reporting periods thereafter.

The Commission is evaluating the requirements of the above standards and the impact on reporting.

(2) Cash and Investments

The Commission maintains a consolidated cash management pool that is available for use by all funds. Each fund type's portion of the consolidated cash pool is displayed on the Statement of Net Position as "Cash and cash equivalents" or "Investments."

(a) Deposits

Total book balance of cash and cash equivalents at December 31, 2025 on the Statement of Net position was $19,713,334 ($19,536,431 in governmental activities and $176,903 in the internal service funds). In addition, the fiduciary funds had a book balance of cash and cash equivalents at December 31, 2025 of $24,707. These balances are comprised of demand deposit accounts of $1,137,274, cash on hand of $375, and deposits in LAMP and money market accounts of $18,600,392. The bank balance of the demand deposits was $2,027,450. This does not include LAMP, which is described in the paragraphs below.

The Commission's bank balance of deposits at December 31, 2025, is not exposed to any custodial credit risk. Custodial credit risk is the risk that in the event of a bank failure, the Commission's deposits may not be returned. All Commission deposits are covered by FDIC insurance or pledged securities.

The Commission does not have a written policy for custodial credit risk.

Cash on hand balance of $375, which is not on deposit with a financial institution, includes petty cash and cash received but not yet deposited at year-end.

(b) Investments

State statutes authorize the Commission to invest in direct obligations of the U.S. Treasury, U.S. government agency obligations, and LAMP, a local government investment pool. LAMP is administered by LAMP, Inc., a nonprofit corporation organized under the laws of the State of Louisiana. The LAMP portfolio includes only securities and other obligations in which local governments in Louisiana are authorized to invest. The dollar weighted average portfolio maturity of LAMP assets is restricted to not more than 90 days, and consists of no securities with a maturity in excess of 397 days. The fair value of investments is determined on a weekly basis to monitor any variances between amortized cost and fair value. For purposes of determining participant's shares, investments are valued at amortized cost. LAMP is designed to be highly liquid to give participants daily access to their account balances.

Interest rate risk is the risk that changes in market interest rates will adversely affect the fair value of an investment. Generally, the longer the maturity of an investment, the greater the sensitivity of its fair value to changes in market interest rates. The Commission's investment policy requires all securities to be investment grade obligations, but does not address specific credit quality ratings. The Commission does not limit the amount that may be invested in securities of any one issuer. In accordance with the investment policy, the maximum permitted maturity of any individual security in the Commission's portfolio is five years. It is a further requirement that the overall portfolio be structured to provide a minimum cash flow, through maturities, equal to 20% of the portfolio balance on an annual basis. Applicable state statutes do not address credit quality ratings, concentration of credit risk by issuer, or investment maturity limitations.

Fair value – GASBC Section 3100: Fair Value Measurements, establishes a hierarchy of inputs to valuation techniques used to measure fair value. The Commission categorizes its fair value measurements within the fair value hierarchy established by generally accepted accounting principles. The implementation of this new statement did not change the method of measuring the fair value of the Commission's assets.

These guidelines recognize a three-tiered fair value hierarchy, as follows:

- Level 1—Investments reflect prices quoted in active markets.
- Level 2—Investments reflect prices that are based on a similar observable asset either directly or indirectly, which may include inputs in markets that are not considered to be active.
- Level 3—Investments reflect prices based upon unobservable sources.

The categorization of investments within the hierarchy is based upon the pricing transparency of the instrument and should not be perceived as the particular investment's risk. The investments with LAMP and money market accounts are not categorized by fair value level.

The categorization of investments within the hierarchy is based upon the pricing transparency of the instrument and should not be perceived as the particular investment's risk. Debt and equity securities classified in Level 1 of the fair value hierarchy are valued using prices quoted in active markets for those securities. U.S. government obligations classified in Level 2 of the fair value hierarchy are valued using a matrix and market-corroborate pricing and inputs such as yield curves and indices. Matrix pricing is used to value securities based on the securities' relationship to benchmark quote prices.

Information about the fair value level and exposure of the Commission's investments to this risk, using the segmented time distribution model is as follows:

Security	Fair Value Level	Standard & Poor's Rating	Percentage of total portfolio	Fair market value	Months to maturity 0-6	7-12	13-24	Over 24
LAMP	N/A	N/A	7.6%	17,174,100	17,174,100	-	-	-
Carter Credit Union - money market	N/A	N/A	1.5%	3,452,594	3,452,594	-	-	-
Regions - money market	N/A	N/A	0.1%	212,595	212,595	-	-	-
Raymond James	N/A	N/A	0.1%	252,540	252,540	-	-	-
Total included in cash and cash equivalents			9.3%	21,091,829	21,091,829	-	-	-
U.S. Treasury Notes	1	N/A	38.9%	88,568,334	12,921,566	15,532,065	35,746,578	24,368,125
U.S. chartered agencies:								
Federal Home Loan Mortgage Corporation	2	AAA	5.8%	13,230,234	-	-	-	13,230,234
Federal Home Loan Bank	2	AAA	31.6%	71,802,936	19,428,180	-	17,443,034	34,931,722
Federal Farm Credit Bank	2	AAA	14.4%	32,782,063	-	-	10,453,453	22,328,610
Total investments			90.7%	206,383,567	32,349,746	15,532,065	63,643,065	94,858,691
Total			100.0%	227,475,396	53,441,575	15,532,065	63,643,065	94,858,691
Percentage of portfolio value				100%	23%	7%	28%	42%

The balance of cash totaling $21,091,829 is included in cash and cash equivalents, as described in paragraph 2(a) above, because the accounts operate as or similar to a money market fund.

The total investments on the Statement of Net Position with original maturities of three months or more when purchased are $206,169,151 ($204,269,932 in governmental activities and $1,899,219 in the internal service funds). There were additional investments of $214,416 held in the fiduciary funds. Therefore, total investments were $206,383,567.

(3) Ad Valorem Taxes

The Commission levies taxes on real and business personal property located within Caddo Parish's boundaries. Property taxes are levied by the Commission on property values assessed by the Caddo Parish Tax Assessor and approved by the State of Louisiana Tax Commission.

The Caddo Parish Sheriff's Office bills and collects property taxes for the Commission. Collections are remitted to the Commission monthly. In the fund level statements, the Commission property tax revenues are recognized when levied to the extent that they are collected within 60 days after year-end.

Property tax calendar

Assessment date	January 1
Levy date	Not later than June 1
Tax bills mailed	On or about November 25
Total taxes are due	December 31
Penalties and interest are added	January 1
Lien date	January 1
Tax sale - 2025 delinquent property	On or about May 15, 2026

The Commission is permitted to levy taxes up to 10% of the assessed property valuation for each specified purpose, or, in the aggregate for all purposes, 35% of the assessed valuation for the payment of principal and interest on long-term debt after approval by the voters of the Parish. A total of approximately $906,113,363 of additional bonded debt is available for issuance pursuant to the 35% limitation. Property taxes are recorded as receivables and revenues in the year assessed, net of combined estimated allowance for uncollectible accounts of $1,206,839. Usually, property tax not collected within 60 days are deferred in the FFS. For the year ended December 31, 2025, there was $2,223,755 of deferred property taxes.

Assessed values are established by the Caddo Parish Tax Assessor each year on a uniform basis at the following ratios to fair value:

10% land	15% machinery
10% residential improvements	15% commercial improvements
15% industrial improvements	25% public service properties, excluding land

A revaluation of all property is required to be completed no less than every four years. The last revaluation was completed for the roll of January 1, 2024. Total assessed value was $2,665,043,823 in 2025. Louisiana state law exempts the first $7,500 of assessed value of a taxpayer's primary residence from Parish property taxes. This homestead exemption was $323,810,995 of the assessed value in 2025.

The distribution of the Commission's levy (tax rate per $1,000 assessed value) to its funds and the Shreve Memorial Library was as follows for 2025:

Fund	Property within Shreveport and Vivian	Property outside Shreveport and Vivian
General fund	3.06%	6.13%
Public Works	3.63%	3.63%
Courthouse maintenance	2.72%	2.72%
Detention facilities	5.10%	5.10%
Solid waste	0.00%	0.00%
Parks and recreation	0.84%	0.84%
Juvenile court	1.97%	1.97%
Criminal justice	3.48%	3.48%
Health unit	1.96%	1.96%
Shreve memorial library	8.96%	8.96%
Biomedical	1.68%	1.68%
Debt service	1.50%	1.50%
Total	34.90%	37.97%

(4) Capital Assets

A summary of changes in capital assets is as follows:

Governmental activities:	Balance December 31, 2024	Additions	Reductions	Balance December 31, 2025
Capital assets not being depreciated:				
Land and land improvements	$ 9,423,981	$ 883	$ 10,459	$ 9,414,405
Construction in progress	1,723,355	17,192,774	1,373,869	17,542,260
Construction in progress - infrastructure	535,845	321,608	857,453	-
Total capital assets not being depreciated	11,683,181	17,515,265	2,241,781	26,956,665
Capital assets being depreciated:				
Buildings and structures	85,845,637	2,866,016	-	88,711,653
Equipment and vehicles	31,906,028	5,252,255	1,571,020	35,587,263
Infrastructure	428,987,268	3,571,013	1,329,960	431,228,321
Total capital assets being depreciated	546,738,933	11,689,284	2,900,980	555,527,237
Less accumulated depreciation for:				
Buildings and structures	(48,862,701)	(2,026,604)	-	(50,889,305)
Equipment and vehicles	(22,549,029)	(1,835,722)	1,554,115	(22,830,636)
Infrastructure	(348,367,500)	(4,074,058)	544,263	(351,897,295)
Total accumulated depreciation	(419,779,230)	(7,936,384)	2,098,378	(425,617,236)
Total capital assets being depreciated, net	126,959,703	3,752,900	802,602	129,910,001
Capital assets, net	$ 138,642,884	$ 21,268,165	$ 3,044,383	$ 156,866,666

Construction in progress consisted of the following:

Parks and Recreation lighting upgrades	$ 1,081,678
WBJ Nature Park New building	13,438,088
Parks and Recreation Office remodeling	163,800
CPCH Elevator Replacement	219,215
CPCH Air Handlers	9,000
CCC Generator	2,250,840
CCC Chiller/Boiler Plan Replacement	306,049
Fleet Covered Parking	32,990
CPHU Redundant Cooling Tower	40,600
Total construction in progress	$ 17,542,260

Depreciation expense was charged to functions/programs of the primary government as follows:

Depreciation expense was charged to functions/programs of the primary government as follows:

Governmental activities:	
General government	$ 144,676
Criminal justice	1,495,114
Health and welfare	169,628
Highways, streets, and drainage	4,717,264
Building facilities	720,497
Sanitation	402,404
Culture and recreation	286,801
Total depreciation expense - governmental activities	$ 7,936,384

(5) Long-Term Liabilities

The following is a summary of the long-term obligation activity for the year ended December 31, 2025:

Governmental activities:	Beginning balance	Additions	Reductions	Ending balance	Due within one year
General obligation bonds payable	$ 28,385,000	$ -	$ 2,730,000	$ 25,655,000	$ 2,850,000
Limited tax revenue bonds payable	10,195,000	-	745,000	9,450,000	770,000
Total long-term debt	38,580,000	-	3,475,000	35,105,000	3,620,000
Deferred premium of bonds	1,880,057	-	209,790	1,670,267	209,790
Total long-term debt with premiums	40,460,057	-	3,684,790	36,775,267	3,829,790
Compensated absences	7,043,547	222,520	-	7,266,067	3,063,682
Net pension liability (asset)	2,001,072	-	4,121,655	(2,120,583)	-
OPEB liability	43,762,501	-	748,742	43,013,759	1,113,510
Governmental activity long-term liabilities	$ 93,267,177	$ 222,520	$ 8,555,187	$ 84,934,510	$ 8,006,982

Long-term debt at December 31, 2025, is comprised of the following issues:
General obligation bonds – applicable to general Parish operations:

$6,850,000 2014 Refunding Bonds, due in annual installments of $45,000 to $790,000 through February 1, 2027; interest at 2% to 4%	$ 1,550,000
$6,345,000 2015 Refunding Bonds, due in annual installments of $515,000 to $785,000 from February 1, 2019 through 2028; interest at 3% to 4%	2,240,000
$7,250,000 2016 Refunding Bonds, due in annual installments of $75,000 to $805,000 from February 1, 2017 through 2029; interest at 2.05%	3,075,000
$20,000,000 2023 General Obligation Bonds, due in annual installments of $595,000 to $1,565,000 from March 1, 2024 through 2043; interest at 5% to 4%	18,790,000
Total general obligation bonds payable	25,655,000
Limited tax revenue bonds:	
$3,715,000 2019 Refunding Limited Tax Revenue Bonds, due in annual installments of $25,000 to $415,000 through March 1, 2030; interest at 2.18%	1,985,000
$9,180,000 2020 Limited Tax Revenue Bonds, due in annual installments of $310,000 to $660,000 through March 1, 2039; interest from 5% to 4%	7,465,000
Total limited tax revenue bonds	9,450,000
Total long-term debt	$ 35,105,000

General obligation bonds issued for governmental activity purposes are liquidated by the debt service fund. Limited tax revenue bonds are liquidated from ad valorem tax revenue. Claims and judgments are liquidated from the Commission's general liability internal service fund. The OPEB liability will be paid from the Commission's group insurance internal service fund.

The annual requirements to amortize all debt outstanding as of December 31, 2025, are as follows:

	Governmental activities		
Years ending December 31:	Principal	Interest	Total
2026	$ 3,620,000	$ 1,346,831	$ 4,966,831
2027	3,780,000	1,202,275	4,982,275
2028	3,120,000	1,067,505	4,187,505
2029	2,430,000	963,555	3,393,555
2030	1,690,000	886,486	2,576,486
2031-2035	7,345,000	3,456,988	10,801,988
2036-2040	8,635,000	1,758,928	10,393,928
2041-2043	4,485,000	283,491	4,768,491
Total	$ 35,105,000	$ 10,966,059	$ 46,071,059

Principal payments of $2,730,000 plus interest of $1,141,946 on the bonds payable were paid from the Debt Service Fund. On the limited tax revenue bonds, principal payments of $211,000 plus interest of $44,932 were paid from the General Fund, principal payments of $182,500 plus interest of $23,626 were paid from the Detention Facilities Fund, principal payments of $225,500 plus interest of $174,432 were paid from Oil and Gas Fund, principal payments of $50,000 plus interest of $39,118 were paid from Health Tax Fund, and principal payments of $76,000 plus interest of $59,244 were paid from Building Maintenance Fund.

There are a number of limitations and restrictions contained in the various bond indentures and the certificates of indebtedness. Management believes the Commission is in substantial compliance with all significant limitations and restrictions.

General obligation bonds are direct general obligations of the Commission. Principal and interest are payable from ad valorem taxes levied on all taxable property within the Parish.

In 2014, the Commission issued $6,850,000 of general obligation bonds to partially refund Series 2007 general obligation bonds. Payment to the refunded bond escrow agent was $7,414,270 resulting in a premium of $593,709. There were underwriter fees of $51,032 and other issuance costs of $80,000. The difference in debt service between the refunding debt and the refunded debt, less existing sinking fund monies of $105,165, was $451,893. The present value of the net savings (economic gain) from refunding was $388,652.

In 2015, the Commission issued $6,345,000 of general obligation bonds to partially refund Series 2008 general obligation bonds. Payment to the refunded bond escrow agent was $7,350,835 resulting in a premium of $1,115,770. There were underwriter fees of $47,587 and other issuance costs of $93,275. The difference in debt service between the refunding debt and the refunded debt, less existing sinking fund monies of $31,116, was $416,255. The net present value of the net savings (economic gain) from refunding was $358,668.

In 2016, the Commission issued $7,250,000 of general obligation bonds to partially refund Series 2009 general obligation bonds. Payment to the refunded bond escrow agent was $7,346,311. The costs related to the issuance were $110,100. The difference in debt service between the refunding debt and the refunded debt, less existing sinking fund monies of $96,310, was $403,349. The present value of the net savings (economic gain) from refunding was $350,355.

In 2019, the Commission issued $3,715,000 of limited tax revenue bonds to partially refund Series 2010 limited tax revenue bonds. Payment to the refunded bond escrow agent was $3,624,326. The costs related to the issuance were $90,674. There was a deferred loss of $140,000 resulting from the refunding. The difference in debt service between the refunding debt and the refunded debt was $203,035. The present value of the net savings (economic gain) from refunding was $182,818.

In March 2020, the Commission issued $9,180,000 of limited tax revenue bonds to fund various capital projects for the Parish and paying the cost of issuance of the bonds. The bonds are due in annual installments of $310,000 to $660,000. The interest rate ranges from 4.00% to 5.00%. The bonds will mature in March 2039.

In March 2023, the Commission issued $20,000,000 of general obligation bonds to fund various capital projects for the Parish and paying the cost of issuance of the bonds. The bonds are due in annual installments of $595,000 to $1,565,000. The interest rate ranges from 4.00% to 5.00%. The bonds will mature in March 2043.

(6) Other Required Individual Fund Disclosures

(a) Interfund Receivables and Payables

Individual fund interfund receivable and payable balances at December 31, 2025, were as follows:

	Due to other funds			
Due from other funds	Biomedical Fund	Criminal Justice Fund	Internal Service Funds	Total
American Rescue Plan Fund	$ 1,194,781	$ 2,790,859	$ 524,459	$ 4,510,099
Total	$ 1,194,781	$ 2,790,859	$ 524,459	$ 4,510,099

All balances resulted from the time lag between the dates that: (1) interfund goods and services are provided or reimbursable expenditures occur, (2) transactions are recorded in the accounting system, and (3) payments between funds are made. Additionally, balances resulted from negative cash balances in certain funds.

(b) Transfers

A reconciliation of operating transfers between funds is as follows:

Funds	General	Public Works	Solid Waste Disposal	Detention Facilities	Criminal Justice	American Rescue Plan	Nonmajor Special Revenue	Nonmajor Capital Projects	Total Transfers In
General	$ -	$ -	$ -	$ -	$ 6,000,000	$ 1,100,000	$ 3,500,000	$ -	$ 10,600,000
Detention Facilities	-	-	-	-	1,000,000	-	-	-	1,000,000
Criminal Justice	-	3,000,000	-	-	-	-	-	-	3,000,000
Capital Outlay	1,230,000	19,212,500	2,552,000	1,000,000	-	12,386,720	4,363,000	1,312,331	42,056,551
Nonmajor Special Rev.	500,000	-	-	-	3,500,000	-	1,274,000	-	5,274,000
Total Transfers Out	$ 1,730,000	$ 22,212,500	$ 2,552,000	$ 1,000,000	$ 10,500,000	$ 13,486,720	$ 9,137,000	$ 1,312,331	$ 61,930,551

Transfers are used to: (1) move revenues from the fund that statute or budget requires to collect them to the fund that statute or budget requires to expend them, (2) move receipts restricted to debt service from the funds collecting the receipts to the debt service fund as debt service payments become due, and (3) use unrestricted revenues collected in the General Fund to finance various programs accounted for in other funds in accordance with budgetary authorizations. The Capital Outlay Fund was established to budget and monitor the status of ongoing capital projects and expenditures. The funding for this fund is provided primarily through transfers from various other funds of the Commission.

(c) Encumbrances

Encumbrance accounting is employed as an extension of formal budgetary integration for the General Fund, special revenue funds, and capital project funds. At December 31, 2025, certain amounts, which were previously restricted, committed, or assigned for specific purposes have been encumbered in the governmental funds. Encumbrances included in the governmental fund balances are as follows:

	Restricted Fund Balance
Capital Outlay Fund - Capital Projects Fund	$ 6,852,793
Solid Waste Fund	14,327
Public Works	22,200
Detention Facilities Fund	12,990
American Rescue Plan Fund	250,000
Total	$ 7,152,310

(7) Defined Benefit and Contribution Plans

(a) Description of Retirement Plan

Parochial Employees' Retirement System of Louisiana (Parochial Plan)

Substantially all Commission employees are members of this cost-sharing multiple-employer public employee statewide plan administered by the Parochial Employees' Retirement System of Louisiana. The Parochial Plan was originally established by Act No. 205 of the 1952 regular session of the Legislature of the State of Louisiana to provide retirement benefits to all employees of any parish in the state of Louisiana or any governing body or a parish which employees and pays persons serving the parish.

The Parochial Plan is operated by a board of Trustees (seven trustees), an Administrative Director, an Actuary, and Legal Counsel.

The Parochial Plan issues a publicly available financial report that includes financial statements and required supplementary information. The reports may be obtained by writing to The Parochial Employees' Retirement System of Louisiana (Parochial Plan), P.O. Box 14619, Baton Rouge, LA 70808. As of the date of this report, the Parochial Employees' Retirement System financial report for December 31, 2025, was not available. Therefore, the financial information presented below is based on the financial report for the year ended December 31, 2024.

Disclosures relating to this plan are as follows:

Basis of Accounting - The Parochial Plan's employer pension schedules are prepared using the accrual basis of accounting. Members' earnable compensation, for which the employer allocations are based, is recognized in the period in which the employee is compensated for services performed. The member's earnable compensation is attributed to the employer for which the member is employed as of December 31, 2024. The Parochial Plan complies with the provisions of GASB Statement No. 67, *Financial Reporting for Pension Plans*, which included specifying the approach of contributing entities to measure pension liabilities for benefits provided through the pension plan.

Parochial Employees' Retirement System of Louisiana is the administrator of a cost sharing multiple employer defined benefit pension plan. The Parochial Plan was established and provided for by R.S.11:1901 of the Louisiana Revised Statute (LRS). Act 765 of the year 1979, established by the Legislature of the State of Louisiana, revised the System to create Plan A and Plan B to replace the "regular plan" and the "supplemental plan". Plan A was designated for employers out of Social Security. Plan B was designated for those employers that remained in Social Security on the revision date. The Commission participates in Plan A.

The System provides retirement benefits to employees of taxing districts of a parish or any branch or section of a parish within the State which does not have their own retirement system and which elects to become members of the System.

The following is a description of the plan and its benefits and is provided for general information purposes only. Participants should refer to these appropriate statutes for more complete information.

Eligibility Requirements:

All permanent parish government employees (except those employed by Orleans, Lafourche and East Baton Rouge Parishes) who work at least 28 hours a week shall become members on the date of employment. New employees meeting the age and Social Security criteria have up to 90 days from the date of hire to elect to participate.

As of January 1997, elected officials, except coroners, justices of the peace, and parish presidents may no longer join the Parochial Plan.

Retirement Benefits:

Any member of Plan A can retire providing he/she meet one of the following criteria:
For employees hired prior to January 1, 2007:

1. Any age with thirty (30) or more years of creditable service.
2. Age 55 with twenty-five (25) years of creditable service.
3. Age 60 with a minimum of ten (10) years of creditable service.
4. Age 65 with a minimum of seven (7) years of creditable service.

For employees hired after January 1, 2007:

1. Age 55 with 30 years of service.
2. Age 62 with 10 years of service.
3. Age 67 with 7 years of service.

Generally, the monthly amount of the retirement allowance of any member of Plan A shall consist of an amount equal to three percent of the member's final average compensation multiplied by his/her years of creditable service. However, under certain conditions, as outlined in the statutes, the benefits are limited to specified amounts.

Survivor Benefits:

Upon the death of any member of Plan A with five (5) or more years of creditable service who is not eligible for retirement, the plan provides for benefits for the surviving spouse and minor children, as outlined in the statutes.

Any member of Plan A, who is eligible for normal retirement at time of death, the surviving spouse shall receive an automatic Option 2 benefit, as outlined in the statutes.

A surviving spouse who is not eligible for Social Security survivorship or retirement benefits, and married not less than twelve (12) months immediately preceding death of the member, shall be paid an Option 2 benefit beginning at age 50.

Deferred Retirement Option Plan:

Act 338 of 1990 established the Deferred Retirement Option Plan (DROP) for the Retirement System. DROP is an option for that member who is eligible for normal retirement.

In lieu of terminating employment and accepting a service retirement, any member of Plan A eligible to retire may elect to participate in the Deferred Retirement Option Plan in which they are enrolled for three years and defer the receipt of benefits. During participation in the plan, employer contributions are payable, but employee contributions cease. The monthly retirement benefits that would be payable, had the person elected to cease employment and receive a service retirement allowance, are paid into the DROP Fund.

Upon termination of employment prior to or at the end of the specified period of participation, a participant in the DROP may receive, at his option, a lump sum from the account equal to the payments into the account, a true annuity based upon his account balance in that fund, or roll over the fund to an Individual Retirement Account.
Interest is accrued on the DROP benefits for the period between the end of DROP participation and the member's retirement date.

For individuals who become eligible to participate in the Deferred Retirement Option Plan on or after January 1, 2004, all amounts which remain credited to the individual's subaccount after termination in the Plan will be placed in liquid asset money market investments at the discretion of the board of trustees. These subaccounts may be credited with interest based on money market rates of return or, at the option of the Parochial Plan, the funds may be credited to self-directed subaccounts.

The participant in the self-directed portion of this Plan must agree that the benefits payable to the participant are not the obligations of the state or the Parochial Plan, and that any returns and other rights of the Plan are the sole liability and responsibility of the participant and the designated provider to which contributions have been made.

Disability Benefits:

For Plan A, a member shall be eligible to retire and receive a disability benefit if they were hired prior to January 1, 2007, and has at least five years of creditable service or if hired after January 1, 2007, has seven years of creditable service, and is not eligible for normal retirement and has been officially certified as disabled by the State Medical Disability Board.

Upon retirement caused by disability, a member of Plan A shall be paid a disability benefit equal to the lesser of an amount equal to three percent of the member's final average compensation multiplied by his years of service, not to be less than fifteen, or three percent multiplied by years of service assuming continued service to age sixty.

Cost of Living Adjustments:

The Board is authorized to provide a cost of living allowance for those retirees who retired prior to July 1973. The adjustment cannot exceed 2% of the retiree's original benefit for each full calendar year since retirement and may only be granted if sufficient funds are available from investment income in excess of normal requirements.

In addition, the Board may provide an additional cost of living increase to all retirees and beneficiaries who are over age 65 equal to 2% of the member's benefit paid on October 1, 1977, (or the member's retirement date, if later). Also, the Board may provide a cost of living increase up to 2.5% for retirees 62 and older (RS 11:1937). Lastly, Act 270 of 2009 provided for further reduced actuarial payments to provide an annual 2.5% cost of living adjustment commencing at age 55.

Contributions:

According to state statute, contributions for all employers are actuarially determined each year. For the plan year ended December 31, 2024, the actuarially determined contribution rate was 7.49% of member's compensation for Plan A. However, the actual rate for the plan fiscal year ending December 31, 2024, was 11.00% for Plan A.

According to state statute, the Parochial Plan also receives ¼ of 1% of ad valorem taxes collected within the respective parishes, except for Orleans and East Baton Rouge parishes. The Parochial Plan also receives revenue sharing funds each year as appropriated by the Legislature. Tax monies and revenue sharing monies are apportioned between Plan A and Plan B in proportion to the member's compensation. These additional sources of income are used as additional employer contributions and are considered support from non-employer contributing entities. Contributions to the pension plan from the Caddo Parish Commission were $1,866,805 for the year ended December 31, 2025.

Pension Liabilities (Assets), Pension Expense, and Deferred Outflows of Resources and Deferred Inflows of Resources Related to Pensions:

At December 31, 2025, the Commission reported a net pension asset of $2,120,583 for its proportionate share of the Net Pension Liabilities (Assets). The Net Pension Liabilities (Assets) was measured as of December 31, 2024, and the total pension liability (asset) used to calculate the Net Pension Liabilities (Asset) was determined based on an actuarial valuation as of that date. The Commission's proportion of the Net Pension Liabilities (Assets) was based on a projection of the Commission's long-term share of contributions to the pension plans relative to the projected contribution of all participating employers, actuarially determined.

The Commission's proportion of the Net Pension Liability (Asset) was based on a projection of the Commission's long-term share of contributions to the pension plan relative to the projected contributions of all participating employers, actuarially determined. At December 31, 2024, the Commission's proportion was 2.108716%, which was an increase of 0.008343% from its proportion measured as of December 31, 2023.

For the year ended December 31, 2025, the Caddo Commission recognized a total pension expense (benefit) of $(109,224). These amounts are made up of the following:

Components of Pension Expense (Benefit)	
Commission's pension expenses per the pension plan	$ 1,785,112
Commission's amortization of its change in proportionate share	(1,581)
Commission's amortization of actual contributions over its proportionate share of contributions	(1,892,755)
Total	$ (109,224)

At December 31, 2025, the Commission reported deferred outflows of resources and deferred inflows of resources related to pensions from the following sources:

Description	Deferred Outflows of Resources	Deferred Inflows of Resources
Differences between expected and actual experience	$ 1,294,096	$ (184,337)
Net difference between projected and actual earnings on pension plan investments	-	(1,396,401)
Changes in assumptions	-	(233,342)
Differences between the Commission's contributions and its proportionate share of contributions	116,688	(447,675)
Commission's contributions subsequent to the measurement date	1,866,805	-
Total	$ 3,277,589	$ (2,261,755)

Contributions made after the measurement date but before the end of the Commission's current fiscal year end of $1,866,805 will be recognized as an increase of net pension liability (asset) in the subsequent fiscal year rather than the current fiscal year. Other amounts reported as deferred outflows of resources and deferred inflows of resources related to pensions will be recognized in pension expense as follows:

Year ended December 31:	
2026	692,956
2027	1,775,168
2028	(2,266,799)
2029	(1,052,296)

Actuarial Assumptions:

A summary of the actuarial methods and assumptions used in determining the total pension liability (asset) as of December 31, 2024 (valuation date), are as follows:

Valuation Date	December 31, 2024
Actuarial Cost Method	Aggregate Actuarial Cost Method
Investment Rate of Return	6.4% (Net of investment expense)
Expected remaining service lives	4 years
Projected salary increases	4.75%
Cost of Living adjustments	The present value of future retirement benefits is based on benefits currently being paid by the Parochial Plan and includes previously granted cost of living increases. The present values do not include provisions for potential future increases not yet authorized by the Board of Trustees.
Mortality rates	Pub-2010 Public Retirement Plans Mortality Table for Health Retirees, General Employees, and General Disabled Retirees multiplied by 130% for males and 125% for females using MP2021 scale.
Inflation rate	2.30%

The discount rate used to measure the total pension liability (asset) was 6.40% for Plan A. The projection of cash flows used to determine the discount rate assumed that contributions from plan members will be made at the current contribution rates and that contributions from participating employers and non-employer contributing entities will be made at the actuarially determined contribution rates, which are calculated in accordance with relevant statutes and approved by the Board of Trustees and the Public Retirement Systems' Actuarial Committee. Based on those assumptions, the System's fiduciary net position was projected to be available to make all projected future benefit payments of current plan members. Therefore, the long-term expected rate of return on pension plan investments was applied to all periods of projected benefit payments to determine the total pension liability (asset).

The long-term expected rate of return on pension plan investments was determined using a triangulation method which integrated the capital asset pricing model (top-down), a treasury yield curve approach (bottom-up) and an equity building-block model (bottom-up). Risk return and correlations are projected on a forward looking basis in equilibrium, in which best estimates of expected future real rates of return (expected returns, net of pension plan investment expense and inflation) are developed for each major asset class. These rates are combined to produce the long-term expected rate of return by weighting the expected future real rates of return by the target asset allocation percentage and by adding expected inflation of 2.40% and an adjustment for the effect of rebalancing/diversification. The resulting expected long-term rate of return is 7.50% for the year ended December 31, 2024 (valuation date).

Best estimates of arithmetic real rates of return for each major asset class included in the Parochial Plan's target asset allocation as of December 31, 2024 (actuarial valuation date), are summarized in the following table:

Asset Class	Target Asset Allocation	Long-Term Expected Rate of Return
Fixed income	37%	1.08%
Equity	47%	2.82%
Alternatives	15%	0.76%
Real assets	1%	0.07%
Totals	100%	4.73%
Inflation		2.40%
Totals		7.13%

Sensitivity of the Commission's Proportionate Share of the Net Pension Liability (Asset) to Changes in the Discount Rate:

The following presents the Commission's proportionate share of the Net Pension Liability (Asset) using the discount rate of 6.4%, as well as what the Commission's proportionate share of the Net Pension Liability (Asset) would be if it were calculated using a discount rate that is one percentage-point lower (5.4%) or one percentage-point higher (7.4%) than the current rate:

	1% Decrease (5.4%)	Current Discount Rate (6.4%)	1% Increase (7.4%)
Commission's proportionate share of the net pension liability (asset)	$ 10,822,020	$ (2,120,583)	$ (12,984,394)

Support of Non-employer Contributing Entities:

Contributions received by a pension plan from non-employer contributing entities that are not in a special funding situation are recorded as revenue by the respective pension plan. The Commission recognizes revenue in an amount equal to their proportionate share of the total contributions to the pension plan from these non-employer contributing entities. During the year ended December 31, 2025, the Commission recognized revenue as a result of support received from non-employer contributing entities of $220,194 for its participation in the Parochial Employee's Retirement System of Louisiana.

Pension Plan Fiduciary Net Position:

Plan fiduciary net position is a significant component of the Parochial Plan's collective net pension liability (asset). The plan fiduciary net position was determined using the accrual basis of accounting. The assets, liabilities, revenues, and expenses were recorded with the use of estimates and assumptions in conformity with accounting principles generally accepted in the United States of America. Such estimates primarily related to unsettled transactions and events as of the date of the financial statements and estimates over the determination of the fair value of the Parochial Plan's investments. Accordingly, actual results may differ from estimated amounts.

Detailed information about the pension plan's fiduciary net position is available in the separately issued audit report at www.lla.la.gov. The Parochial Employees' Retirement System of Louisiana issues a publicly available audit report that includes financial statements and required supplementary information.

Payables to the Parochial Plan's Pension Plan:

There were no payables to the Parochial Plan's pension plan for contractually required contributions as of December 31, 2025.

(b) Description of Defined Contribution Plan

Caddo Parish Employees Retirement System (CPERS)

Plan description – Twenty individuals are covered by the Caddo Parish Employees Retirement System (CPERS), a defined contribution plan administered by a third party administrator. CPERS is a tax qualified plan under Section 401 (a) of the Internal Revenue Code and all contributions by or on behalf of participants are tax deferred until time of withdrawal.

Plan benefits depend solely on amounts contributed to the plan plus investment earnings, less administrative expenses. CPERS is not administered through a trust and there are no assets accumulated in a trust.

Funding policy - The CPERS plan document specifies plan provisions, including the employee and employer contribution rates for those qualified personnel who elect to participate. The contribution rates are based on the rates of the Parochial Plan. Each member must select a percentage to contribute to CPERS (minimum of 5%), with the Parish's contribution allocated on a pro-rata basis up to the amount that is required to be contributed for the Parochial Plan, which was 11.0%, for 2025. The CPERS rates are adjusted only if the Parochial Plan rates change.

The following schedule details the Commission's contribution for the 2025 plan year.

Employee Contribution	Commission Contribution	Matching Ratio
9.50%	11.00%	1: 1.5789
9.00%	10.42%	1: 1.5789
8.50%	9.84%	1: 1.5789
8.00%	9.26%	1: 1.5789
7.50%	8.68%	1: 1.5789
7.00%	8.11%	1: 1.5789
6.50%	7.53%	1: 1.5789
6.00%	6.95%	1: 1.5789
5.50%	6.37%	1: 1.5789
5.00%	5.79%	1: 1.5789

*Employee and Commission contributions are calculated based upon applicable salary and taxable fringe benefits as reported on the annual W-2 form.

Total payroll covered by the CPERS plan was $845,867 and the total employer contribution was $171,008.

(8) Other Post-Employment Healthcare and Life Insurance Benefits

General Information about the OPEB Plan

Plan description – The Caddo Parish Commission (the "Commission") provides post-employment medical, prescription drug and life insurance benefits on behalf of its eligible retirees and their dependents. The Governmental Accounting Standards Board ("GASB") adopted Statement No. 75, *Accounting and Financial Reporting for Postemployment Benefits Other Than Pensions* ("GASB 75") which requires public employers to perform periodic actuarial valuations to measure and disclose their retiree healthcare liabilities for the financial statement of the employer. No assets are accumulated in a trust that meets the criteria in paragraph 4 of GASB Statement 75.

Benefits Provided – Medical benefits are provided through a comprehensive medical plan and are made available to employees upon actual retirement. Most employees are covered by the Parochial Employees' Retirement System of Louisiana, whose retirement eligibility (DROP entry) provisions are as follows: 30 years of service at any age; age 55 and 25 years of service; age 60 and 10 years of service; or age 65 and 7 years of service. For employees hired on and after January 1, 2007. retirement eligibility (DROP entry) provisions are as follows: age 55 and 30 years of service; age 62 and 10 years of service; or age 67 and 7 years of service. Retirees are required to pay 25% of the premium rate.

Life insurance coverage of a flat amount of $7,000 is provided to all retirees except in the District Attorney. The employer pays 100% of the "cost" of the retiree life insurance, but it is based on blended rates (active and retired).

Employees covered by benefit terms – At January 1, 2025, the actuarial valuation date, the following employees were covered by the benefit terms:

Inactive employees or beneficiaries currently receiving benefit payments	120
Active employees	267
Total	387

Total OPEB Liability

The Commission's total OPEB liability of $43,013,759 was measured as of December 31, 2025 and was determined by an actuarial valuation as of that date.

Actuarial Assumptions and other inputs – The total OPEB liability in the December 31, 2025, actuarial valuation was determined using the following actuarial assumptions and other inputs, applied to all periods included in the measurement, unless otherwise specified:

Inflation	2.50%
Salary increases	4.00%
Discount rate	4.83%
Healthcare cost trend rates	6.50% for 2024, decreasing 0.25% per year to an ultimate rate of 4.50% for 2033 and later years
Retirees' Share of Benefit-Related Costs	25% of premium rates

The discount rate was based on the Bond Buyer General Obligation 20 Municipal Bond Index as of December 31, 2025.

Mortality rates are based on the PubGH-2010 Mortality tables (Employee, Healthy Retiree and Disabled Retiree) with generational mortality improvement using Scale MP-2021.

The actuarial assumptions used for December 31, 2025, were based on the results of ongoing evaluations of the assumptions from January 1, 2010 to December 31, 2025.

Changes in the Total OPEB Liability

Balance at December 31, 2024	$ 43,762,501
Changes for the year:	
Service cost	1,396,830
Interest	1,819,785
Differences between expected and actual experience	(485,099)
Changes in assumptions	(2,366,748)
Benefit payments	(1,113,510)
Net changes	(748,742)
Balance at December 31, 2025	$ 43,013,759

Sensitivity of the total OPEB liability to changes in the discount rate – The following presents the total OPEB liability of the Commission, as well as what the Commission's total OPEB liability would be if it were calculated using a discount rate that is 1-percentage-point lower (3.83%) or 1-percentage-point higher (5.83%) than the current discount rate:

	1% Decrease (3.83%)	Current Discount Rate (4.83%)	1% Increase (5.83%)
Total OPEB liability	$ 52,449,108	$ 43,013,759	$ 41,083,342

Sensitivity of the total OPEB liability to changes in the healthcare cost trend rates – The following presents the total OPEB liability of the Commission, as well as what the Commission's total OPEB liability would be if it were calculated using healthcare cost trend rates that are 1-percentage-point lower or 1-percentage-point higher than the current healthcare trend rates:

	1% Decrease	Current Discount	1% Increase
Total OPEB liability	$ 39,816,464	$ 43,013,759	$ 54,299,389

OPEB Expense and Deferred Outflows of Resources and Deferred Inflows of Resources Related to OPEB

For the year ended December 31, 2025, the Commission recognized OPEB expense of $3,603,675. At December 31, 2025, the Commission reported deferred outflows of resources and deferred inflows of resources related to OPEB from the following sources:

Description	Deferred Outflows of Resources	Deferred Inflows of Resources
Differences between expected and actual experience	$ 1,837,478	$ (3,350,376)
Changes in assumptions	16,274,747	(9,387,191)
Total	$ 18,112,225	$ (12,737,567)

Amounts reported as deferred outflows of resources and deferred inflows of resources related to OPEB will be recognized in OPEB expense as follows:

Year ended December 31:	
2026	$ 387,060
2027	$ 387,060
2028	$ 387,060
2029	$ 387,059
2030	$ 1,723,434
Thereafter	$ 2,102,985

(9) Contingencies

Litigation

The Commission is a defendant in several lawsuits involving civil actions, most of which are partially covered by insurance. There are certain suits, which are in the early stages of discovery and for which the availability of insurance coverage or estimates of the ultimate liability of the Commission cannot be determined. Resolution of some of these cases could involve liability to the Commission in excess of insurance limits if the courts find in favor of the various plaintiffs. The Commission evaluates the existing litigation and accrues appropriate amounts as liabilities become probable and can be estimated. In the opinion of legal counsel, the Commission's ultimate exposure is unknown at this time. It is the policy of the Commission to pay judgments against the Commission on a current basis from current revenues. Settlements from litigation, insurance, and liability claims are included in General Insurance Fund expenditures.

Grant Disallowances

The Commission participates in a number of state and federally assisted grant programs. The programs are subject to various compliance audits. Such audits could lead to requests for reimbursement by the grantor agency for expenditures disallowed under terms of the grants. Commission management believes that the amount of disallowances, if any, which may arise from future audits will not be material.

(10) Risk Management

The Commission is exposed to various risks of loss related to torts; theft of, damage to, and destruction of assets; errors and omissions; and natural disasters. The Group Insurance Fund is used to account for self-insurance activities involving group medical and life insurance coverage for Commission employees. The General Insurance Fund is used to account for self-insurance activities involving workers' compensation and general liability claims.

The Commission maintains property, general, automobile, and excess liability insurance coverage. The limit of coverage on the general liability policy is $1,000,000 per occurrence and $3,000,000 in the aggregate. The excess liability policy contains an additional aggregate limit of $1,000,000 for general liability claims. The Commission is self-insured for medical benefits and workers' compensation coverage. Employees contribute for medical benefits coverage, and each department that pays salaries contributes for both medical and workers' compensation coverage. The Commission maintains stop-loss coverage with an insurance company for medical claims in excess of $125,000 per occurrence with an aggregate total of 125% of expected losses.

Stop-loss coverage is also maintained for workers' compensation cases above $300,000. Settlements have not exceeded insurance coverage for each of the past three fiscal years, and there were no reductions in insurance coverage from coverage in the prior year.

Payments to the Internal Service Funds are accounted for as revenues by the receiving fund and expenditures/expenses by the paying funds. Payments into the fund are available to pay claims and administrative costs of the self-insurance programs. Payments in excess of actual expenses are recorded as transfers. At December 31, 2025, $3,387,058 and $134,116, respectively, are reported as Group Insurance Fund and General Insurance Fund net position balances.

All self-insurance programs are accounted for within Internal Service Funds. The Commission has included incurred but not reported claims in determining its claims liability in both self-insurance programs.

Liabilities are reported when it is probable that a loss has occurred and the amount of the loss can be reasonably estimated. Claims liabilities are calculated considering the effects of inflation, recent claim settlement trends including frequency and amount of payouts and other economic and social factors, including the effects of specific, incremental claim adjustment expenses, salvage, and subrogation. At December 31, 2025, the claims liability of $172,697 and $-0- reported in the Group Insurance and General Insurance Funds, respectively, is based on the requirements of GASBC Section C50: *Claims and Judgments*.

Changes in the Group Insurance Fund's claims liability in fiscal years 2024 and 2025 were:

	Beginning of Fiscal Year Liability	Current Year Claims and Changes in Estimates	Claims Payments	Balance, Fiscal Year End
2024	$ 162,573	$ 6,444,170	$ 6,220,655	$ 386,088
2025	$ 386,088	$ 5,299,800	$ 5,513,191	$ 172,697

Changes in the General Insurance Fund's claims liability in fiscal years 2024 and **2025** were:

	Beginning of Fiscal Year Liability	Current Year Claims and Changes in Estimates	Claims Payments	Balance, Fiscal Year End
2024	$ -	$ 731,202	$ 731,202	$ -
2025	$ -	$ 963,901	$ 963,901	$ -

(11) Subsequent Events

Management evaluated all events or transactions that occurred after December 31, 2025 through June 30, 2026, the date the current year's financial statements were available to be issued. The following event occurred:

On January 14, 2026, the Parish issued Limited Tax Revenue Bonds, Series 2026 in the amount of $9,615,000. Interest rates range from 2.71% to 4.38%. The bonds mature on March 1, 2045. The bonds were issued to construct a Pickleball Park.

CADDO PARISH COMMISSION
Shreveport, Louisiana

Required Supplementary Information
GENERAL FUND
Schedule of Revenues, Expenditures, and Changes in Fund Balance – Budget and Actual
for the Year Ended December 31, 2025
(Unaudited)

	Budgeted Amounts							
	General Fund Original	Reserve Trust Fund Original	Combined Original	General Fund Final Budgeted Amounts	Reserve Trust Fund Final Budgeted Amounts	Combined Final Budgeted Amounts	Actual Amounts	Variance with Final Budget Positive (Negative)
Revenues								
Taxes:								
Ad valorem	$ 8,607,420	$ -	$ 8,607,420	$ 8,607,420	$ -	$ 8,607,420	$ 8,936,203	$ 328,783
Other taxes, penalties, and interest	74,057	-	74,057	74,057	-	74,057	20,378	(53,679)
Total taxes	8,681,477	-	8,681,477	8,681,477	-	8,681,477	8,956,581	275,104
Charges for services	225,000	-	225,000	225,000	-	225,000	174,521	(50,479)
Fines and forfeitures	1,000	-	1,000	1,000	-	1,000	-	(1,000)
Licenses and permits	895,000	-	895,000	895,000	-	895,000	1,030,677	135,677
Intergovernmental revenues:								
State of Louisiana:								
Oil and gas severance tax	1,150,000	-	1,150,000	1,150,000	-	1,150,000	1,327,391	177,391
Beer tax	15,000	-	15,000	15,000	-	15,000	26,865	11,865
Timber severance pay	130,000	-	130,000	130,000	-	130,000	137,608	7,608
State revenue sharing	154,000	-	154,000	154,000	-	154,000	150,694	(3,306)
State grant	-	-	-	-	-	-	92,000	92,000
Federal grant	550,000	-	550,000	550,000	-	550,000	614,146	64,146
Total intergovernmental revenues	1,999,000	-	1,999,000	1,999,000	-	1,999,000	2,348,704	349,704
Miscellaneous	250,000	-	250,000	175,000	-	175,000	30,436	(144,564)
Use of money and property:								
Rental, camping fees, other	160,000	363,000	523,000	160,000	363,000	523,000	571,436	48,436
Investment earnings:								
Interest earned	100,000	400,000	500,000	100,000	400,000	500,000	2,280,481	1,780,481
Net increase (decrease) in the fair value of investments	-	-	-	-	-	-	1,002,629	1,002,629
Total investment earnings	100,000	400,000	500,000	100,000	400,000	500,000	3,283,110	2,783,110
Total revenues	12,311,477	763,000	13,074,477	12,236,477	763,000	12,999,477	16,395,465	3,395,988
Expenditures								
General government:								
Commission	856,164	-	856,164	856,164	-	856,164	890,111	(33,947)
Administration	1,186,513	-	1,186,513	1,186,513	-	1,186,513	797,652	388,861
Human resources	303,420	-	303,420	303,420	-	303,420	281,055	22,365
Finance	569,118	10,822	579,940	569,118	10,822	579,940	125,448	454,492
Communications	271,615		271,615	271,615	-	271,615	154,574	117,041
Information systems	307,357	-	307,357	307,357	-	307,357	314,129	(6,772)
Elections	997,945	-	997,945	997,945	-	997,945	655,110	342,835
LSU extension	78,800	-	78,800	78,800	-	78,800	76,699	2,101
Allocations to other entities	658,000	350,000	1,008,000	658,000	350,000	1,008,000	657,569	350,431
Statutory appropriations	769,300	-	769,300	769,300	-	769,300	752,955	16,345
Total general government	5,998,232	360,822	6,359,054	5,998,232	360,822	6,359,054	4,705,302	1,653,752
Criminal justice	10,598,603	-	10,598,603	10,598,603	-	10,598,603	10,615,148	(16,545)
Building facilities	277,756	-	277,756	277,756	-	277,756	229,582	48,174
Debt service:								
Principal	211,000	-	211,000	211,000	-	211,000	211,000	-
Interest	44,926	-	44,926	44,926	-	44,926	44,932	(6)
Bond issuance costs, fees and charges	2,000	-	2,000	2,000	-	2,000	1,925	75
Total expenditures	17,132,517	360,822	17,493,339	17,132,517	360,822	17,493,339	15,807,889	1,685,450
Excess (deficiency) of revenues over (under) expenditures	(4,821,040)	402,178	(4,418,862)	(4,896,040)	402,178	(4,493,862)	587,576	5,081,438
Other financing sources (uses):								
Transfers in	7,100,000	3,500,000	10,600,000	7,100,000	3,500,000	10,600,000	10,600,000	-
Transfers out	(1,730,000)	-	(1,730,000)	(1,730,000)	-	(1,730,000)	(1,730,000)	-
Total other financing sources (uses)	5,370,000	3,500,000	8,870,000	5,370,000	3,500,000	8,870,000	8,870,000	-
Net change in fund balance	548,960	3,902,178	4,451,138	473,960	3,902,178	4,376,138	9,457,576	5,081,438
Fund balance - beginning	18,818,858	39,961,472	58,780,330	18,818,858	39,961,472	58,780,330	64,642,024	5,861,694
Fund balance - ending	$ 19,367,818	$ 43,863,650	$ 63,231,468	$ 19,292,818	$ 43,863,650	$ 63,156,468	$ 74,099,600	$ 10,943,132

See accompanying independent auditor's report and notes to budgetary comparison schedules.

CADDO PARISH COMMISSION
Shreveport, Louisiana

Required Supplementary Information
SPECIAL REVENUE FUND – DETENTION FACILITIES FUND
Schedule of Revenues, Expenditures, and Changes in Fund Balance – Budget and Actual
for the Year Ended December 31, 2025
(Unaudited)

	Original	Final Budgeted Amounts	Actual Amounts	Variance with Final Budget Positive (Negative)
Revenues				
Ad valorem taxes	$ 11,353,428	$ 11,353,428	$ 11,556,635	$ 203,207
Intergovernmental revenues:				
State revenue sharing	200,000	200,000	196,312	(3,688)
Use of money and property:				
Interest earned	40,000	40,000	287,513	247,513
Net decrease in the fair value of investments	-	-	55,622	55,622
Other revenues	10,000	10,000	8,632	(1,368)
Total revenues	11,603,428	11,603,428	12,104,714	501,286
Expenditures				
Criminal justice:				
Salaries, fringe benefits, and payroll taxes	1,520,749	1,520,749	1,157,817	362,932
Supplies	339,050	339,050	251,356	87,694
Education, training, and travel	1,500	1,500	810	690
Utilities	1,319,000	1,319,000	1,430,897	(111,897)
Repairs and maintenance	530,000	530,000	513,411	16,589
Insurance	426,463	426,463	426,463	-
Miscellaneous	606,537	606,537	583,905	22,632
Contracted services - prison operations	8,175,000	8,175,000	7,308,374	866,626
Total criminal justice	12,918,299	12,918,299	11,673,033	1,245,266
Debt service:				
Principal	182,500	182,500	182,500	-
Interest	23,626	23,626	23,626	-
Fees and charges	200	200	100	100
Capital outlay	6,000	6,000	83,753	(77,753)
Total expenditures	13,130,625	13,130,625	11,963,012	1,167,613
Excess (deficiency) of revenues over (under) expenditures	(1,527,197)	(1,527,197)	141,702	1,668,899
Other financing sources (uses):				
Transfers in	1,000,000	1,000,000	1,000,000	-
Transfers out	(1,000,000)	(1,000,000)	(1,000,000)	-
Total other financing sources (uses)	-	-	-	-
Net change in fund balance	(1,527,197)	(1,527,197)	141,702	1,668,899
Fund balance - beginning	11,001,939	11,001,939	13,626,966	2,625,027
Fund balance - ending	$ 9,474,742	$ 9,474,742	$ 13,768,668	$ 4,293,926

See accompanying independent auditor's report and notes to budgetary comparison schedules.

CADDO PARISH COMMISSION
Shreveport, Louisiana

Required Supplementary Information
SPECIAL REVENUE FUND – SOLID WASTE DISPOSAL FUND
Schedule of Revenues, Expenditures, and Changes in Fund Balance – Budget and Actual
for the Year Ended December 31, 2025
(Unaudited)

	Original	Final Budgeted Amounts	Actual Amounts	Variance with Final Budget Positive (Negative)
Revenues				
Taxes:				
Ad valorem taxes	$ 1,151	$ 1,151	$ 408	$ (743)
Sales taxes	5,328,000	5,328,000	6,503,565	1,175,565
Total taxes	5,329,151	5,329,151	6,503,973	1,174,822
Use of money and property:				
Interest earned	200,000	200,000	1,116,473	916,473
Net change in the fair value of investments	-	-	492,633	492,633
Other revenues	135,000	135,000	240,640	105,640
Total revenues	5,664,151	5,664,151	8,353,719	2,689,568
Expenditures				
Sanitation:				
Salaries, fringe benefits, and payroll taxes	2,079,929	2,079,929	1,949,837	130,092
Supplies	251,000	253,500	218,374	35,126
Education, training, and travel	5,000	5,000	7,938	(2,938)
Utilities	75,000	75,000	65,983	9,017
Repairs and maintenance	300,000	329,000	300,916	28,084
Insurance	128,142	128,142	128,142	-
Contracted services - waste hauling	475,000	475,000	385,132	89,868
Waste disposal fees	765,000	733,500	666,890	66,610
Miscellaneous	766,483	766,483	756,661	9,822
Total sanitation	4,845,554	4,845,554	4,479,873	365,681
Code enforcement:				
Salaries, fringe benefits, and payroll taxes	101,912	127,912	147,395	(19,483)
Supplies	8,000	8,000	5,662	2,338
Education, training, and travel	4,000	4,000	1,425	2,575
Utilities	5,000	5,000	3,085	1,915
Repairs and maintenance	1,500	1,500	65	1,435
Professional services	30,000	30,000	20,981	9,019
Property standards enforcement	300,000	374,000	160,027	213,973
Total code enforcement	450,412	550,412	338,640	211,772
Capital outlay	30,000	30,000	40,963	(10,963)
Total expenditures	5,325,966	5,425,966	4,859,476	566,490
Excess (deficiency) of revenues over (under) expenditures	338,185	238,185	3,494,243	3,256,058
Other financing sources (uses):				
Transfers in	-	100,000	-	(100,000)
Transfers out	(2,552,000)	(2,552,000)	(2,552,000)	-
Total other financing sources (uses)	(2,552,000)	(2,452,000)	(2,552,000)	(100,000)
Net change in fund balance	(2,213,815)	(2,213,815)	942,243	3,156,058
Fund balance - beginning	30,428,403	30,428,403	31,721,563	1,293,160
Fund balance - ending	$ 28,214,588	$ 28,214,588	$ 32,663,806	$ 4,449,218

See accompanying independent auditor's report and notes to budgetary comparison schedules.

CADDO PARISH COMMISSION
Shreveport, Louisiana

Required Supplementary Information
SPECIAL REVENUE FUND – PUBLIC WORKS FUND
Schedule of Revenues, Expenditures, and Changes in Fund Balance – Budget and Actual
for the Year Ended December 31, 2025
(Unaudited)

	Original	Final Budgeted Amounts	Actual Amounts	Variance with Final Budget Positive (Negative)
Revenues				
Taxes:				
Ad valorem taxes	$ 8,098,394	$ 8,098,394	$ 8,232,363	$ 133,969
Sales tax	10,672,000	10,672,000	13,026,654	2,354,654
Total taxes	18,770,394	18,770,394	21,259,017	2,488,623
Licenses and permits	365,000	365,000	391,700	26,700
Intergovernmental revenues:				
State revenue sharing	130,559	130,559	136,926	6,367
Road royalties	1,500,000	1,500,000	2,599,218	1,099,218
Parish transportation fund	1,400,000	1,400,000	1,418,216	18,216
Grant revenue	-	-	41,413	41,413
Total intergovernmental revenues	3,030,559	3,030,559	4,195,773	1,165,214
Charges for services	351,000	351,000	285,501	(65,499)
Fines and forfeitures	12,000	12,000	2,600	(9,400)
Use of money and property:				
Investment earnings:				
Interest earned	175,000	175,000	1,421,970	1,246,970
Net increase in fair value of investments	-	-	550,236	550,236
Total investment earnings	175,000	175,000	1,972,206	1,797,206
Other revenues	49,000	49,000	170,594	121,594
Total revenues	22,752,953	22,752,953	28,277,391	5,524,438
Expenditures				
General government				
Fleet services:				
Salaries, fringe benefits, and payroll taxes	620,002	620,002	643,250	(23,248)
Supplies	951,250	951,250	718,926	232,324
Utilities	43,500	43,500	46,713	(3,213)
Repairs and maintenance	650,000	650,000	630,752	19,248
Insurance	36,535	36,535	36,535	-
Fleet service allocation	(146,000)	(146,000)	(146,000)	-
Service and supply charges to others	(1,475,000)	(1,475,000)	(1,457,524)	(17,476)
Miscellaneous	122,763	122,763	115,916	6,847
Total general government - fleet	803,050	803,050	588,568	214,482
Highways and streets:				
Administrative:				
Salaries, fringe benefits, and payroll taxes	1,404,528	1,404,528	1,349,532	54,996
Supplies	43,500	43,500	34,526	8,974
Utilities	14,000	14,000	7,749	6,251
Repairs and maintenance	27,000	27,000	13,895	13,105
Contracted services	256,326	256,326	203,241	53,085
Insurance	231,067	231,067	231,067	-
Miscellaneous	222,432	222,432	207,930	14,502
Capital outlay	22,000	22,000	4,903	17,097
Total administrative	2,220,853	2,220,853	2,052,843	168,010

(continued)

See accompanying independent auditor's report and notes to budgetary comparison schedules.

CADDO PARISH COMMISSION
Shreveport, Louisiana

Required Supplementary Information
SPECIAL REVENUE FUND – PUBLIC WORKS FUND
Schedule of Revenues, Expenditures, and Changes in Fund Balance – Budget and Actual
for the Year Ended December 31, 2025
(Unaudited)

	Original	Final Budgeted Amounts	Actual Amounts	Variance with Final Budget Positive (Negative)
Road maintenance:				
Salaries, fringe benefits, and payroll taxes	2,956,119	2,656,119	2,456,543	199,576
Supplies	905,000	905,000	647,214	257,786
Utilities	125,000	125,000	89,746	35,254
Repairs and maintenance	516,000	456,000	469,638	(13,638)
Contracted services	476,500	473,000	384,957	88,043
Insurance	104,947	464,947	464,947	-
Miscellaneous	31,830	35,330	16,905	18,425
Total road maintenance	5,115,396	5,115,396	4,529,950	585,446
Road construction:				
Road maintenance - road capital improvements:				
Supplies	20,000	20,000	20,037	(37)
Miscellaneous	308,412	308,412	282,157	26,255
Capital outlay	-	-	-	-
Total road capital improvements	328,412	328,412	302,194	26,218
Drainage:				
Road maintenance - drainage improvements:				
Supplies	12,000	12,000	-	12,000
Insurance	116,869	116,869	116,869	-
Right-of-way maintenance	900,000	900,000	712,200	187,800
Miscellaneous	141,073	141,073	140,273	800
Total drainage improvements	1,169,942	1,169,942	969,342	200,600
Total expenditures	9,637,653	9,637,653	8,442,897	1,194,756
Excess (deficiency) of revenues over (under) expenditures	13,115,300	13,115,300	19,834,494	6,719,194
Other financing sources (uses):				
Transfers out	(22,212,500)	(22,212,500)	(22,212,500)	-
Total other financing sources (uses)	(22,212,500)	(22,212,500)	(22,212,500)	-
Net change in fund balance	(9,097,200)	(9,097,200)	(2,378,006)	6,719,194
Fund balance - beginning	46,330,973	46,330,973	47,997,056	1,666,083
Fund balance - ending	$ 37,233,773	$ 37,233,773	$ 45,619,050	$ 8,385,277

(concluded)

CADDO PARISH COMMISSION
Shreveport, Louisiana

Required Supplementary Information
SPECIAL REVENUE FUND – HEAD START FUND
Schedule of Revenues, Expenditures, and Changes in Fund Balance – Budget and Actual
for the Year Ended December 31, 2025
(Unaudited)

	Original	Final Budgeted Amounts	Actual Amounts	Variance with Final Budget Positive (Negative)
Revenues				
Intergovernmental revenues:				
Federal grants	$ 15,500,000	$ 15,500,000	$ 15,870,839	$ 370,839
Total revenues	15,500,000	15,500,000	15,870,839	370,839
Expenditures				
Health and welfare:				
Head Start program	15,500,000	15,500,000	15,870,839	(370,839)
Total expenditures	15,500,000	15,500,000	15,870,839	(370,839)
Net change in fund balance	-	-	-	-
Fund balance - beginning	-	-	-	-
Fund balance - ending	$ -	$ -	$ -	$ -

See accompanying independent auditor's report and notes to budgetary comparison schedules.

CADDO PARISH COMMISSION
Shreveport, Louisiana

Required Supplementary Information
SPECIAL REVENUE FUND – BIOMEDICAL FUND
Schedule of Revenues, Expenditures, and Changes in Fund Balance – Budget and Actual
for the Year Ended December 31, 2025
(Unaudited)

	Original	Final Budgeted Amounts	Actual Amounts	Variance with Final Budget Positive (Negative)
Revenues				
Ad valorem taxes	$ 3,584,172	$ 3,584,172	$ 3,838,935	$ 254,763
Intergovernmental revenues:				
State revenue sharing	65,000	65,000	64,665	(335)
Use of money and property:				
Interest earned	1,500	1,500	4,472	2,972
Total revenues	3,650,672	3,650,672	3,908,072	257,400
Expenditures				
Economic Development:				
Salaries, fringe benefits, and payroll taxes	108,360	108,360	114,184	(5,824)
Interest	13,000	13,000	6,121	6,879
Reimburse Biomedical Research				
Foundation operating expenses	3,450,000	3,450,000	3,450,000	-
Miscellaneous	19,275	19,275	18,119	1,156
Total expenditures	3,590,635	3,590,635	3,588,424	2,211
Net change in fund balance	60,037	60,037	319,648	259,611
Fund balance - beginning	1,997,003	1,997,003	2,062,182	65,179
Fund balance - ending	$ 2,057,040	$ 2,057,040	$ 2,381,830	$ 324,790

See accompanying independent auditor's report and notes to budgetary comparison schedules.

CADDO PARISH COMMISSION
Shreveport, Louisiana

Required Supplementary Information
SPECIAL REVENUE FUND –CRIMINAL JUSTICE FUND
Schedule of Revenues, Expenditures, and Changes in Fund Balance – Budget and Actual
for the Year Ended December 31, 2025
(Unaudited)

	Original	Final Budgeted Amounts	Actual Amounts	Variance with Final Budget Positive (Negative)
Revenues				
Ad valorem taxes	$ 7,618,304	$ 7,618,304	$ 7,796,344	$ 178,040
Intergovernmental revenues:				
State revenue sharing	130,000	130,000	132,546	2,546
Use of money and property:				
Interest earned	1,500	1,500	29,654	28,154
Total revenues	7,749,804	7,749,804	7,958,544	208,740
Expenditures				
Criminal Justice:				
Salaries, fringe benefits, and payroll taxes	230,840	230,840	236,524	(5,684)
Other	34,407	34,407	24,466	9,941
Total expenditures	265,247	265,247	260,990	4,257
Excess (deficiency) of revenues over (under) expenditures	7,484,557	7,484,557	7,697,554	212,997
Other financing uses:				
Transfers in	3,000,000	3,000,000	3,000,000	-
Transfers out	(10,500,000)	(10,500,000)	(10,500,000)	-
Total other financing sources (uses)	(7,500,000)	(7,500,000)	(7,500,000)	-
Net change in fund balance	(15,443)	(15,443)	197,554	212,997
Fund balance - beginning	4,195,250	4,195,250	4,474,014	278,764
Fund balance - ending	$ 4,179,807	$ 4,179,807	$ 4,671,568	$ 491,761

See accompanying independent auditor's report and notes to budgetary comparison schedules.

CADDO PARISH COMMISSION
Shreveport, Louisiana

Required Supplementary Information
SPECIAL REVENUE FUND –AMERICAN RESCUE PLAN FUND
Schedule of Revenues, Expenditures, and Changes in Fund Balance – Budget and Actual
for the Year Ended December 31, 2025
(Unaudited)

	Original	Final Budgeted Amounts	Actual Amounts	Variance with Final Budget Positive (Negative)
Revenues				
Intergovernmental revenues:				
Federal grant	$ 10,000,000	$ 10,000,000	$ 14,512,285	$ 4,512,285
Total intergovernmental revenues	10,000,000	10,000,000	14,512,285	4,512,285
Use of money and property:				
Investment earnings:				
Interest earned	80,000	80,000	631,635	551,635
Total investment earnings	80,000	80,000	631,635	551,635
Total revenues	10,080,000	10,080,000	15,143,919	5,063,919
Expenditures				
Health and welfare:				
Grant program - other	7,400,000	7,400,000	2,376,789	5,023,211
Total expenditures	7,400,000	7,400,000	2,376,789	5,023,211
Excess (deficiency) of revenues over (under) expenditures	2,680,000	2,680,000	12,767,130	10,087,130
Other financing sources (uses):				
Transfers out	(3,100,000)	(3,100,000)	(13,486,720)	(10,386,720)
Total other financing sources (uses)	(3,100,000)	(3,100,000)	(13,486,720)	(10,386,720)
Net change in fund balance	(420,000)	(420,000)	(719,590)	(299,590)
Fund balance - beginning	453,781	453,781	2,653,716	2,199,935
Fund balance - ending	$ 33,781	$ 33,781	$ 1,934,126	$ 1,900,345

See accompanying independent auditor's report and notes to budgetary comparison schedules.

CADDO PARISH COMMISSION
Shreveport, Louisiana
Required Supplementary Information
Notes to Budgetary Comparison Schedules
December 31, 2025

Budgets and Budgetary Accounting

The Caddo Parish Commission (the Commission) utilizes the following procedures in establishing the budgetary data reflected in the financial statements:

(1) Prior to November 1, the Parish Administrator submits to the Commission a proposed operating budget for the fiscal year commencing the following January 1. The operating budget includes proposed expenditures and the means of financing them.

(2) A public hearing is then conducted, after proper official journal notification, to obtain taxpayer comments.

(3) Prior to December 27, the budget is legally enacted through passage of an ordinance.

(4) The budget ordinance is structured such that revenues are budgeted by source and appropriations are budgeted by department (function) or program expenditures. The Home Rule Charter provides that expenditures may not legally exceed appropriations on a functional (departmental or program) basis. Expenditures approved on a functional level are detailed by object account by the Parish Administrator and Finance Director. Revisions to the budget as enacted at the department (function) or program level require Commission action. Revisions at the object level can be approved by the Parish Administrator without seeking approval of the Commissioners. Several such revisions were made during the year ended December 31, 2025.

(5) The Commission utilizes formal budgetary integration as a management control device and annual budgets are legally adopted for the General Fund, Special Revenue Funds, and the Debt Service Fund.

(6) Comparison of budgeted and actual amounts as shown in the accompanying schedules includes the General Fund and Special Revenue Funds that are included in the annual operating budget and for which a budget to actual comparison is required.

The capital budget appropriations, which encompass the Capital Projects Funds, present cumulative (project length) as opposed to annual budget amounts and, thus, budget and actual comparisons are not reported in the accompanying schedules for these funds. Actual to budget comparison is not required for the Internal Service Fund and Fiduciary Funds.

(7) The basis of accounting applied to budgetary data presented is substantially consistent with the appropriate basis of accounting for each fund type for which an annual budget is prepared. Appropriations that are not expended lapse at year-end.

Caddo Parish Commission
Shreveport, Louisiana
Required Supplementary Information
Excess of Expenditures over Budget – Major Funds
(Unaudited)

For those funds for which a budget to actual comparison was made, actual expenditures on a budgetary basis exceeded budgeted expenditures on a line-item basis as follows:

Fund	Final Budget	Actual on a Budgetary Basis	Variance
General Fund:			
General government:			
Commission	$ 856,164	$ 890,111	$ (33,947)
Information systems	$ 307,357	$ 314,129	$ (6,772)
Debt Service:			
Interest	$ 44,926	$ 44,932	$ (6)
Detention Facilities Fund:			
Criminal justice:			
Utilities	$ 1,319,000	$ 1,430,897	$ (111,897)
Capital Outlay	$ 6,000	$ 83,753	$ (77,753)
Solid Waste Fund			
Sanitation:			
Education, training, and travel	$ 5,000	$ 7,938	$ (2,938)
Code Enforcement			
Salaries, fringe benefits, and payroll taxes	$ 127,912	$ 147,395	$ (19,483)
Capital Outlay	$ 30,000	$ 40,963	$ (10,963)
Public Works			
Fleet services			
Salaries, fringe benefits, and payroll taxes	$ 620,002	$ 643,250	$ (23,248)
Utilities	$ 43,500	$ 46,713	$ (3,213)
Road maintenance			
Repairs and maintenance	$ 456,000	$ 469,638	$ (13,638)
Road construction			
Supplies	$ 20,000	$ 20,037	$ (37)
Biomedical Fund:			
Economic development:			
Salaries, fringe benefits, and payroll taxes	$ 108,360	$ 114,184	$ (5,824)
Criminal Justice Fund:			
Criminal justice:			
Salaries, fringe benefits, and payroll taxes	$ 230,840	$ 236,524	$ (5,684)
Head Start Fund:			
Health and Welfare			
Head start program	$ 15,500,000	$ 15,870,839	$ (370,839)

Caddo Parish Commission
Shreveport, Louisiana
Required Supplementary Information
Schedule Changes in OPEB Liability and Related Ratios and Notes
for the Year Ended December 31, 2025
(Unaudited)

	2018	2019	2020	2021	2022	2023	2024	2025
Total OPEB Liability								
Service cost	$ 280,601	$ 246,617	$ 256,513	$ 2,237,110	$ 2,360,969	$ 1,411,354	$ 1,665,168	$ 1,396,830
Interest	634,575	689,630	605,169	1,046,778	1,109,380	1,580,788	1,543,215	1,819,785
Changes of benefit terms	-	-	167,278	-	-	-	-	-
Differences between expected and actual experience	(48,766)	861,272	2,745,642	151,076	(444,024)	(268,444)	(3,536,443)	(485,099)
Changes of assumptions	(1,759,333)	4,158,492	22,745,454	2,131,407	(12,275,915)	3,256,685	(761,490)	(2,366,748)
Benefit payments	(750,271)	(717,296)	(1,175,342)	(1,246,245)	(1,179,998)	(1,139,841)	(1,641,347)	(1,113,510)
Net change in Commission's OPEB liability	(1,643,194)	5,238,715	25,344,714	4,320,126	(10,429,588)	4,840,542	(2,730,897)	(748,742)
Commission's total OPEB liability - beginning	18,822,083	17,178,889	22,417,604	47,762,318	52,082,444	41,652,856	46,493,398	43,762,501
Commission's total OPEB liability - ending	$ 17,178,889	$ 22,417,604	$ 47,762,318	$ 52,082,444	$ 41,652,856	$ 46,493,398	$ 43,762,501	$ 43,013,759
Covered-employee payroll	$ 11,731,294	$ 12,200,546	$ 16,691,908	$ 16,696,814	$ 20,732,398	$ 21,561,694	$ 15,576,403	$ 16,199,459
Caddo Commission's total OPEB liability as a percentage of covered-employee payroll	146.44%	183.74%	286.14%	311.93%	200.91%	215.63%	280.95%	265.53%

Notes to Schedule:

Changes of Benefit Terms: Effective 1/1/2020, increased retiree life insurance benefit from $4,000 to $7,000.

Changes of Assumptions The following are the discount rates used in each period:

2018	4.10%
2019	2.74%
2020	2.12%
2021	2.06%
2022	3.72%
2023	3.26%
2024	4.08%
2025	4.83%

Mortality Rates

2018-2019	RP-2000 Combined Mortality table - No mortality improvement.
2020	PubG.H-2010 Employee, Healthy Retiree, and Disabled Retiree Mortality Tables, generational mortality improvement with Scale MP-2020.
2021-2025	PubG.H-2010 Employee, Healthy Retiree, and Disabled Retiree Mortality Tables, generational mortality improvement with Scale MP-2021.

This schedule is intended to show information for 10 years. Additional years will be displayed as they become available.

Caddo Parish Commission
Shreveport, Louisiana
Required Supplementary Information
Schedule Employer's Proportionate Share of the Net Pension Liability (Asset)
December 31, 2025
(Unaudited)

Parochial Employees' Retirement System of Louisiana

Plan Year Ended	Agency's proportion of the net pension liability (asset)	Agency's proportionate share of the net pension liability (asset)	Agency's covered payroll	Agency's proportionate share of the net pension liability (asset) as a percentage of its covered payroll	Plan fiduciary net position as a percentage of the total pension liability
2024	2.10872%	$ (2,120,583)	$ 15,783,931	(13%)	101.97%
2023	2.10037%	$ 2,001,072	$ 14,653,756	14%	98.03%
2022	2.14176%	$ 8,243,194	$ 14,167,619	58%	91.74%
2021	2.12398%	$ (10,004,887)	$ 13,888,391	(72%)	110.46%
2020	2.13791%	$ (3,748,643)	$ 13,831,503	(27%)	104.00%
2019	2.22887%	$ 104,923	$ 13,667,087	1%	99.89%
2018	2.23497%	$ 9,919,608	$ 13,265,262	75%	88.86%
2017	2.25803%	$ (1,676,018)	$ 13,425,960	(12%)	101.98%
2016	2.32797%	$ 4,794,491	$ 13,326,231	36%	94.15%
2015	2.45496%	$ 6,462,166	$ 13,708,393	47%	92.20%

*Amounts presented were determined as of the measurement date.

Caddo Parish Commission
Shreveport, Louisiana
Required Supplementary Information
Schedule of Employer's Contributions to the Pension Plan and Related Notes
December 31, 2025
(Unaudited)

Parochial Employees' Retirement System of Louisiana

Fiscal Year	Contractually Required Contribution	Contribution in Relation to Contractually Required Contribution	Contribution Deficiency (Excess)	Employer's Covered Payroll	Contributions as a % of Covered Payroll	Contributions as a % of Required Contributions
2025	$ 1,875,752	$ 1,875,752	$ -	$ 16,970,947	11.10%	100.00%
2024	$ 1,750,639	$ 1,750,639	$ -	$ 15,783,931	11.10%	100.00%
2023	$ 1,670,885	$ 1,670,885	$ -	$ 14,653,756	11.40%	100.00%
2022	$ 1,745,689	$ 1,745,689	$ -	$ 14,167,619	12.32%	100.00%
2021	$ 1,749,201	$ 1,749,201	$ -	$ 13,888,391	12.59%	100.00%
2020	$ 1,694,314	$ 1,694,314	$ -	$ 13,831,503	12.25%	100.00%
2019	$ 1,571,715	$ 1,571,715	$ -	$ 13,667,087	11.50%	100.00%
2018	$ 1,525,505	$ 1,525,505	$ -	$ 13,265,262	11.50%	100.00%
2017	$ 1,678,245	$ 1,678,245	$ -	$ 13,425,960	12.50%	100.00%
2016	$ 1,732,410	$ 1,732,410	$ -	$ 13,326,231	13.00%	100.00%

*Amounts presented were determined as of the end of the fiscal year.

Notes to Required Supplementary Information

Changes of Benefit Terms
There were no changes of benefit terms for the valuation year ended December 31, 2024.

Changes of Assumptions
For the Parochial Employees' Retirement System for the valuation year ended December 31, 2024, there were no changes in assumptions. For Plan A, the investment rate remained at 6.40%, projected salary increases remained at 4.75%, and the inflation rate remained at 2.30%.

NONMAJOR GOVERNMENTAL FUNDS

Special Revenue Funds

Special Revenue Funds are used to account for the proceeds of specific revenue sources (other than for major capital projects) that are legally restricted to expenditures for specified purposes.

Building Maintenance Fund – The Building Maintenance Fund accounts for the proceeds of a special ad valorem tax dedicated for maintenance and operation of the Parish courthouse and other public buildings.

Parks and Recreation Fund – The Parks and Recreation Fund accounts for the proceeds of a special ad valorem tax and other revenues dedicated for maintenance and operation of the Parish park system.

Health Tax Fund – The Health Tax Fund accounts for the proceeds of a special ad valorem tax dedicated to the maintenance and operation of the Parish health unit and animal services.

Riverboat Fund – The Riverboat Fund accounts for revenues received by the Commission from boarding fees related to the riverboat casinos.

Economic Development Fund – This fund was established by the Commission to account for the proceeds from the sale of land at the old penal farm site, now known as the West Shreveport Industrial Park. The sale proceeds, as well as additional revenues, are dedicated to economic development.

Economic Development District Trust Fund – This fund was established to account for the revenues and expenditures related to the Amazon Tax Increment Financing (TIF) District.

Law Officers Witness Fund – The Law Officers Witness Fund accounts for the proceeds of a special case charge on criminal matters. The revenues generated are dedicated to the payment of a special witness fee to law officers who are called as witnesses to testify in district court.

Section 8 Housing Fund – The Section 8 Housing Fund accounts for the proceeds of a federal grant program, which is dedicated to housing assistance payments for the benefit of low-income individuals. The program is funded by the United States Department of Housing and Urban Development.

Juvenile Justice Fund – The Juvenile Justice Fund accounts for the proceeds of a special ad valorem tax dedicated to the maintenance and operation of the parish juvenile court and detention facilities.

Oil and Gas Fund – The Oil and Gas Fund accounts for revenues received from lease bonuses and royalty payments resulting from the leasing of the oil and gas mineral rights on the Commission's property.

Opioid Settlement Fund – This fund was established to account for the revenues and expenditures related to the opioid settlement.

E. Edward Jones Housing Trust Fund – The E. Edward Jones Housing Trust Fund shall be a revolving loan fund whose purpose is to help a variety of developers facilitate homeownership, mixed used development and encourage private investment and collaborative economic and neighborhood development. This fund was used for the Emergency Rental Assistance Program in 2021-2023.

Capital Projects Funds

Capital Projects Funds are used to account for financial resources to be used for the acquisition or construction of major capital facilities. The Commission has three nonmajor capital projects funds.

Capital Improvement Fund – The Capital Improvement Fund accounts for the proceeds of a bond issue approved by voters in 2007. The bonds are dedicated to acquiring, equipping, constructing, and improving major capital facilities.

Capital Improvement II Fund – The Capital Improvement II Fund accounts for the proceeds of a bond issue approved by voters in 2007. The bonds are dedicated to acquiring, equipping, constructing, and improving major capital facilities.

Capital Improvement III Fund – The Capital Improvement III Fund accounts for the proceeds of a bond issue approved by voters in 2020. The bonds are dedicated to acquiring, equipping, constructing, and improving major capital facilities.

Debt Service Fund

The Debt Service Fund accounts for the accumulation of resources for, and the payment of, general long-term debt principal, interest, and related costs. The Debt Service Fund receives a dedicated portion of ad valorem taxes paid to the Commission.


CADDO PARISH
1838

CADDO PARISH COMMISSION
Shreveport, Louisiana

NONMAJOR GOVERNMENTAL FUNDS
Combining Balance Sheet – By Fund Type
December 31, 2025

	Special Revenue Funds	Capital Projects Fund	Debt Service Fund	Total Nonmajor Governmental Funds
Assets				
Cash and cash equivalents	$ 3,674,752	$ 2,140,200	$ 106,016	$ 5,920,968
Investments	37,851,913	23,422,994	1,021,467	62,296,374
Receivables, net:				
Ad valorem taxes	16,414,691	-	3,287,319	19,702,010
Other	1,720,032	-	-	1,720,032
Accrued interest	294,184	181,991	7,899	484,074
Due from other governments	759,506	-	-	759,506
Total assets	$ 60,715,078	$ 25,745,185	$ 4,422,701	$ 90,882,964
Liabilities, deferred inflows of resources, and fund balances				
Liabilities				
Accounts payable	$ 1,695,565	$ -	$ -	$ 1,695,565
Accrued liabilities	506,802	-	-	506,802
Due to other governments	141,967	-	-	141,967
Total liabilities	2,344,334	-	-	2,344,334
Deferred inflows of resources				
Unavailable revenue - property taxes	583,915	-	112,116	696,031
Total deferred inflows of resources	583,915	-	112,116	696,031
Fund balances				
Restricted for:				
Criminal justice	9,359,785	-	-	9,359,785
Health and welfare	5,824,887	-	-	5,824,887
Building facilities	8,713,756	-	-	8,713,756
Culture and recreation	2,299,291	-	-	2,299,291
Debt service	-	-	4,310,585	4,310,585
Capital projects	-	25,745,185	-	25,745,185
Committed to:				
Economic development	5,933,040	-	-	5,933,040
Subsequent year's expenditures	13,634,710	-	-	13,634,710
Assigned to:				
Special services	12,021,360	-	-	12,021,360
Total fund balances	57,786,829	25,745,185	4,310,585	87,842,599
Total liabilities, deferred inflows of resources, and fund balances	$ 60,715,078	$ 25,745,185	$ 4,422,701	$ 90,882,964

See accompanying independent auditor's report.

CADDO PARISH COMMISSION
Shreveport, Louisiana

NONMAJOR GOVERNMENTAL FUNDS
Combining Statement of Revenues, Expenditures, and Changes in Fund Balances – By Fund Type
for the Year Ended December 31, 2025

	Special Revenue Funds	Capital Projects Fund	Debt Service Fund	Total Nonmajor Governmental Funds
Revenues				
Taxes	$ 16,925,827	$ -	$ 3,402,404	$ 20,328,231
Licenses and permits	3,795	-	-	3,795
Intergovernmental revenues	5,714,332	-	-	5,714,332
Charges for services	125,023	-	-	125,023
Gaming	1,865,417	-	-	1,865,417
Use of money and property:				
Oil and gas leases	9,295,074	-	-	9,295,074
Rental, camping fees, and other	508,980	-	-	508,980
Investment earnings (loss)	2,328,144	1,311,146	60,077	3,699,367
Other revenues	1,846,867	-	-	1,846,867
Total revenues	38,613,459	1,311,146	3,462,481	43,387,086
Expenditures				
Current:				
General government	2,243,113	8,857	-	2,251,970
Criminal justice	8,230,102	-	-	8,230,102
Health and welfare	5,555,200	-	-	5,555,200
Building facilities	6,524,741	-	-	6,524,741
Culture and recreation	2,462,304	-	-	2,462,304
Economic development	3,536,479	-	-	3,536,479
Debt service:				
Principal	351,500	-	2,730,000	3,081,500
Interest	272,794	-	1,141,946	1,414,740
Bond issuance costs, fees and charges	-	-	166,017	166,017
Total expenditures	29,176,233	8,857	4,037,963	33,223,053
Excess (deficiency) of revenues over (under) expenditures	9,437,226	1,302,289	(575,482)	10,164,033
Other financing sources (uses):				
Transfers in	5,274,000	-	-	5,274,000
Transfers out	(9,137,000)	(1,312,331)	-	(10,449,331)
Total other financing sources (uses)	(3,863,000)	(1,312,331)	-	(5,175,331)
Net change in fund balances	5,574,226	(10,042)	(575,482)	4,988,702
Fund balances - beginning	52,212,603	25,755,227	4,886,067	82,853,897
Fund balances - ending	$ 57,786,829	$ 25,745,185	$ 4,310,585	$ 87,842,599

See accompanying independent auditor's report.

CADDO PARISH COMMISSION
Shreveport, Louisiana

NONMAJOR SPECIAL REVENUE FUNDS
Combining Balance Sheet
December 31, 2025

	Building Maintenance Fund	Parks and Recreation Fund	Health Tax Fund	Riverboat Fund	Economic Development Fund
Assets					
Cash and cash equivalents	$ 403,035	$ 88,479	$ 231,741	$ 113,860	$ 225,561
Investments	4,197,869	804,523	2,229,625	1,045,653	2,016,991
Receivables, net:					
Ad valorem taxes	5,961,008	1,840,900	4,295,435	-	-
Other	1,533	816	340	65,018	-
Accrued interest	32,562	6,287	17,409	8,060	15,636
Due from other governments	71,792	22,058	50,359	-	122,528
Total assets	$ 10,667,799	$ 2,763,063	$ 6,824,909	$ 1,232,591	$ 2,380,716
Liabilities, deferred inflows of resources, and fund balances					
Liabilities					
Accounts payable	$ 194,975	$ 66,788	$ 68,546	$ 644,116	$ 191,701
Accrued liabilities	105,710	55,398	102,560	312	-
Due to other governments	110,411	-	-	-	-
Total liabilities	411,096	122,186	171,106	644,428	191,701
Deferred inflows of resources					
Unavailable revenue - property taxes	203,315	62,788	171,547	-	-
Total deferred inflows of resources	203,315	62,788	171,547	-	-
Fund balances					
Restricted for:					
Criminal justice	-	-	-	-	-
Health and welfare	-	-	5,819,561	-	-
Building facilities	8,713,756	-	-	-	-
Culture and recreation	-	2,299,291	-	-	-
Committed to:					
Economic development	-	-	-	-	1,720,508
Subsequent year's expenditures	1,339,632	278,798	662,695	272,371	468,507
Assigned to:					
Special services	-	-	-	315,792	-
Total fund balances	10,053,388	2,578,089	6,482,256	588,163	2,189,015
Total liabilities, deferred inflows of resources, and fund balances	$ 10,667,799	$ 2,763,063	$ 6,824,909	$ 1,232,591	$ 2,380,716

(continued)

Economic Development District Trust Fund	Law Officers Witness Fund	Section 8 Housing Fund	Juvenile Justice Fund	Oil and Gas Fund	Opioid Settlement Fund	E. Edward Jones Housing Trust Fund	Total Nonmajor Special Revenue Funds
$ 54,976	$ 28,468	$ 30,834	$ 529,190	$ 1,143,464	$ 431,199	$ 393,945	$ 3,674,752
-	-	-	5,821,686	12,964,600	5,054,571	3,716,395	37,851,913
-	-	-	4,317,348	-	-	-	16,414,691
-	-	-	428	1,651,897	-	-	1,720,032
-	-	-	45,296	100,748	39,332	28,854	294,184
-	1,282	-	423,025	-	-	68,462	759,506
$ 54,976	$ 29,750	$ 30,834	$ 11,136,973	$ 15,860,709	$ 5,525,102	$ 4,207,656	$ 60,715,078
$ -	$ 150	$ 25,508	$ 197,494	$ -	$ 306,287	$ -	$ 1,695,565
-	-	-	242,822	-	-	-	506,802
-	1,400	-	30,156	-	-	-	141,967
-	1,550	25,508	470,472	-	306,287	-	2,344,334
-	-	-	146,265	-	-	-	583,915
-	-	-	146,265	-	-	-	583,915
-	25,124	-	9,334,661	-	-	-	9,359,785
-	-	5,326	-	-	-	-	5,824,887
-	-	-	-	-	-	-	8,713,756
-	-	-	-	-	-	-	2,299,291
4,876	-	-	-	-	-	4,207,656	5,933,040
50,100	3,076	-	1,185,575	9,079,280	294,676	-	13,634,710
-	-	-	-	6,781,429	4,924,139	-	12,021,360
54,976	28,200	5,326	10,520,236	15,860,709	5,218,815	4,207,656	57,786,829
$ 54,976	$ 29,750	$ 30,834	$ 11,136,973	$ 15,860,709	$ 5,525,102	$ 4,207,656	$ 60,715,078

(concluded)

CADDO PARISH COMMISSION
Shreveport, Louisiana

NONMAJOR SPECIAL REVENUE FUNDS
Combining Statement of Revenues, Expenditures, and Changes in Fund Balances
for the Year Ended December 31, 2025

	Building Maintenance Fund	Parks and Recreation Fund	Health Tax Fund	Riverboat Fund	Economic Development Fund
Revenues					
Taxes	$ 6,153,302	$ 1,900,395	$ 4,414,133	$ -	$ -
Licenses and permits	-	-	3,795	-	-
Intergovernmental revenues	104,701	32,334	75,461	-	-
Charges for services	-	22,290	89,023	-	-
Gaming	-	-	-	791,188	868,810
Use of money and property:					
Oil and gas leases	-	-	-	-	-
Rental, camping fees, and other	40,258	25,079	-	-	-
Investment earnings (loss)	311,889	70,482	180,126	41,793	98,171
Other revenues	13,962	1,900	7,799	14,346	-
Total revenues	6,624,112	2,052,480	4,770,337	847,327	966,981
Expenditures					
Current:					
General government	-	-	-	1,692,979	-
Criminal justice	-	-	-	-	-
Health and welfare	-	-	4,330,053	-	-
Building facilities	5,862,859	-	-	-	-
Culture and recreation	-	2,462,304	-	-	-
Economic development	-	-	-	-	748,757
Debt service:					
Principal	76,000	-	50,000	-	-
Interest	59,244	-	39,118	-	-
Total expenditures	5,998,103	2,462,304	4,419,171	1,692,979	748,757
Excess (deficiency) of revenues over (under) expenditures	626,009	(409,824)	351,166	(845,652)	218,224
Other financing sources (uses):					
Transfers in	-	500,000	-	874,000	350,000
Transfers out	(698,000)	-	(265,000)	-	-
Total other financing sources (uses)	(698,000)	500,000	(265,000)	874,000	350,000
Net change in fund balances	(71,991)	90,176	86,166	28,348	568,224
Fund balances - beginning	10,125,379	2,487,913	6,396,090	559,815	1,620,791
Fund balances - ending	$ 10,053,388	$ 2,578,089	$ 6,482,256	$ 588,163	$ 2,189,015

(continued)

Economic Development District Trust Fund	Law Officers Witness Fund	Section 8 Housing Fund	Juvenile Justice Fund	Oil and Gas Fund	Opioid Settlement Fund	E. Edward Jones Housing Trust Fund	Total Nonmajor Special Revenue Funds
$ -	$ -	$ -	$ 4,457,997	$ -	$ -	$ -	$ 16,925,827
-	-	-	-	-	-	-	3,795
-	-	1,225,147	1,498,280	-	-	2,778,409	5,714,332
-	13,620	-	90	-	-	-	125,023
-	-	-	-	-	-	205,419	1,865,417
-	-	-	-	9,295,074	-	-	9,295,074
-	-	-	-	443,643	-	-	508,980
1,516	888	-	361,776	697,754	232,925	330,824	2,328,144
-	-	-	12,393	1,371	1,795,096	-	1,846,867
1,516	14,508	1,225,147	6,330,536	10,437,842	2,028,021	3,314,652	38,613,459
-	-	-	-	63,629	486,505	-	2,243,113
-	19,722	-	8,210,380	-	-	-	8,230,102
-	-	1,225,147	-	-	-	-	5,555,200
-	-	-	661,882	-	-	-	6,524,741
-	-	-	-	-	-	-	2,462,304
-	-	-	-	-	-	2,787,722	3,536,479
-	-	-	-	225,500	-	-	351,500
-	-	-	-	174,432	-	-	272,794
-	19,722	1,225,147	8,872,262	463,561	486,505	2,787,722	29,176,233
1,516	(5,214)	-	(2,541,726)	9,974,281	1,541,516	526,930	9,437,226
-	-	-	3,550,000	-	-	-	5,274,000
-	-	-	(50,000)	(8,074,000)	(50,000)	-	(9,137,000)
-	-	-	3,500,000	(8,074,000)	(50,000)	-	(3,863,000)
1,516	(5,214)	-	958,274	1,900,281	1,491,516	526,930	5,574,226
53,460	33,414	5,326	9,561,962	13,960,428	3,727,299	3,680,726	52,212,603
$ 54,976	$ 28,200	$ 5,326	$ 10,520,236	$ 15,860,709	$ 5,218,815	$ 4,207,656	$ 57,786,829

(concluded)

CADDO PARISH COMMISSION
Shreveport, Louisiana

NONMAJOR CAPITAL PROJECTS FUNDS
Combining Balance Sheet
December 31, 2025

	Capital Improvement Fund	Capital Improvement II Fund	Capital Improvement III Fund	Total Nonmajor Capital Projects Funds
Assets				
Cash and cash equivalents	$ 53,824	$ 196,877	$ 1,889,499	$ 2,140,200
Investments	84,101	1,784,234	21,554,659	23,422,994
Receivables, net:				
Ad valorem taxes	-	-	-	-
Other	-	-	-	-
Accrued interest	645	13,863	167,483	181,991
Due from other funds	-	-	-	-
Due from other governments	-	-	-	-
Total assets	$ 138,570	$ 1,994,974	$ 23,611,641	$ 25,745,185
Liabilities and fund balances				
Liabilities	-	-	-	-
Total liabilities	-	-	-	-
Fund balances				
Restricted for:				
Capital projects	138,570	1,994,974	23,611,641	25,745,185
Total fund balances	138,570	1,994,974	23,611,641	25,745,185
Total liabilities and fund balances	$ 138,570	$ 1,994,974	$ 23,611,641	$ 25,745,185

See accompanying independent auditor's report.

CADDO PARISH COMMISSION
Shreveport, Louisiana

NONMAJOR CAPITAL PROJECTS FUNDS
Combining Statement of Revenues, Expenditures, and Changes in Fund Balances
for the Year Ended December 31, 2025

	Capital Improvement Fund	Capital Improvement II Fund	Capital Improvement III Fund	Total Nonmajor Capital Projects Funds
Revenues				
Use of money and property:				
Investment earnings (loss)	$ 27,500	$ 117,873	$ 1,165,773	$ 1,311,146
Total revenues	27,500	117,873	1,165,773	1,311,146
Expenditures				
Current:				
General government	8,857	-	-	8,857
Total expenditures	8,857	-	-	8,857
Excess (deficiency) of revenues over (under) expenditures	18,643	117,873	1,165,773	1,302,289
Other financing sources (uses):				
Transfers out	(675,088)	(637,243)	-	(1,312,331)
Total other financing sources (uses)	(675,088)	(637,243)	-	(1,312,331)
Net change in fund balances	(656,445)	(519,370)	1,165,773	(10,042)
Fund balances - beginning	795,015	2,514,344	22,445,868	25,755,227
Fund balances - ending	$ 138,570	$ 1,994,974	$ 23,611,641	$ 25,745,185

See accompanying independent auditor's report.

CADDO PARISH COMMISSION
Shreveport, Louisiana

SPECIAL REVENUE FUND – BUILDING MAINTENANCE FUND
Schedule Revenues, Expenditures, and Changes in Fund Balance – Budget and Actual
for the Year Ended December 31, 2025

	Budgeted Amounts			Variance with Final Budget Positive
	Original	Final	Actual Amounts	(Negative)
Revenues				
Ad valorem taxes	$ 5,762,796	$ 5,762,796	$ 6,153,302	$ 390,506
Intergovernmental revenues:				
State revenue sharing	104,555	104,555	104,701	146
Use of money and property:				
Rental, camping fees and other	25,000	25,000	40,258	15,258
Investment earnings:				
Interest earned	50,000	50,000	242,208	192,208
Net increase in the fair value of investments	-	-	69,681	69,681
Total investment earnings	50,000	50,000	311,889	261,889
Other revenues	500	500	13,962	13,462
Total revenues	5,942,851	5,942,851	6,624,112	681,261
Expenditures				
Building facilities:				
Sheriff Substations	225,000	225,000	200,775	24,225
Courthouse:				
Salaries, fringe benefits, and payroll taxes	3,268,135	3,268,135	3,046,495	221,640
Supplies	153,500	153,500	118,111	35,389
Education, training and travel	10,000	10,500	6,350	4,150
Utilities	780,000	780,000	751,511	28,489
Repairs and maintenance	335,000	334,500	229,142	105,358
Maintenance contract	188,000	188,000	172,229	15,771
Security	500,000	500,000	576,454	(76,454)
Insurance	401,783	401,783	401,783	-
Reimbursements	(605,514)	(605,514)	(605,514)	-
Miscellaneous	522,132	522,132	509,997	12,135
Capital outlay	8,000	8,000	6,628	1,372
Total courthouse	5,561,036	5,561,036	5,213,186	347,850
Francis Bickham Building, Government Plaza Veterans Affairs Building and Forcht Wade:				
Utilities	207,500	207,500	193,647	13,853
Repairs and maintenance	93,500	93,500	86,428	7,072
Maintenance contract	35,000	35,000	33,520	1,480
Security	60,000	60,000	66,722	(6,722)
Miscellaneous	70,344	70,344	68,581	1,763
Total Francis Bickham Building, Government Plaza, Veterans Affairs Building and Forcht Wade	466,344	466,344	448,898	17,446
Debt service:				
Principal	76,000	76,000	76,000	-
Interest	59,200	59,200	59,244	(44)
Total expenditures	6,387,580	6,387,580	5,998,103	389,477
Excess (deficiency) of revenues over (under) expenditures	(444,729)	(444,729)	626,009	1,070,738
Other financing sources (uses):				
Transfers out	(698,000)	(698,000)	(698,000)	-
Total other financing sources (uses)	(698,000)	(698,000)	(698,000)	-
Net change in fund balance	(1,142,729)	(1,142,729)	(71,991)	1,070,738
Fund balance - beginning	9,604,485	9,604,485	10,125,379	520,894
Fund balance - ending	$ 8,461,756	$ 8,461,756	$ 10,053,388	$ 1,591,632

See accompanying independent auditor's report.

CADDO PARISH COMMISSION
Shreveport, Louisiana

SPECIAL REVENUE FUND – PARKS AND RECREATION FUND
Schedule Revenues, Expenditures, and Changes in Fund Balance – Budget and Actual
for the Year Ended December 31, 2025

	Budgeted Amounts			Variance with Final Budget Positive
	Original	Final	Actual Amounts	(Negative)
Revenues				
Ad valorem taxes	$ 1,780,288	$ 1,780,288	$ 1,900,395	$ 120,107
Intergovernmental revenues:				
State revenue sharing	30,000	30,000	32,334	2,334
Use of money and property:				
Rental, camping fees, and other	35,000	35,000	25,079	(9,921)
Investment earnings:				
Interest earned	20,000	20,000	57,120	37,120
Net increase in the fair value of investments	-	-	13,363	13,363
Total investment earnings	20,000	20,000	70,483	50,483
Other revenues	68,000	68,000	24,190	(43,810)
Total revenues	1,933,288	1,933,288	2,052,481	119,193
Expenditures				
Culture and recreation:				
Salaries, fringe benefits, and payroll taxes	1,463,668	1,463,668	1,415,997	47,671
Supplies	21,500	21,500	20,281	1,219
Education, training and travel	37,000	37,000	43,041	(6,041)
Utilities	130,000	130,000	127,260	2,740
Repairs and maintenance	166,500	251,500	238,647	12,853
Maintenance contract	130,000	-	-	-
Insurance	104,660	104,660	104,660	-
Miscellaneous	433,323	478,323	497,558	(19,235)
Total culture and recreation	2,486,651	2,486,651	2,447,444	39,207
Capital outlay	15,900	15,900	14,861	1,039
Total expenditures	2,502,551	2,502,551	2,462,305	40,246
Excess (deficiency) of revenues over (under) expenditures	(569,263)	(569,263)	(409,824)	159,439
Other financing sources (uses):				
Transfers in	500,000	500,000	500,000	-
Total other financing sources (uses)	500,000	500,000	500,000	-
Net change in fund balance	(69,263)	(69,263)	90,176	159,439
Fund balance - beginning	2,340,740	2,340,740	2,487,913	147,173
Fund balance - ending	$ 2,271,477	$ 2,271,477	$ 2,578,089	$ 306,612

See accompanying independent auditor's report.

CADDO PARISH COMMISSION
Shreveport, Louisiana

SPECIAL REVENUE FUND – HEALTH TAX FUND
Schedule Revenues, Expenditures, and Changes in Fund Balance – Budget and Actual
for the Year Ended December 31, 2025

	Budgeted Amounts			Variance with Final Budget Positive
	Original	Final	Actual Amounts	(Negative)
Revenues				
Ad valorem taxes	$ 4,251,318	$ 4,251,318	$ 4,414,133	$ 162,815
Animal license and permit fees	2,500	2,500	3,795	1,295
Intergovernmental revenues:				
State revenue sharing	78,000	78,000	75,461	(2,539)
Total intergovernmental revenues	78,000	78,000	75,461	(2,539)
Vaccination, impounding, boarding, and adoption fees	70,000	70,000	89,023	19,023
Use of money and property:				
Regional lab rental	2,500	2,500	4,074	1,574
Investment earnings:				
Interest earned	25,000	25,000	143,095	118,095
Net increase in the fair value of investments	-	-	37,031	37,031
Total investment earnings	25,000	25,000	180,126	155,126
Other revenues	4,000	4,000	3,725	(275)
Total revenues	4,433,318	4,433,318	4,770,337	337,019
Expenditures				
Health and welfare:				
Shreveport Regional Lab:				
Salaries, fringe benefits, and payroll taxes	1,826	1,826	1,826	-
Utilities	24,000	24,000	14,626	9,374
Repairs and maintenance	8,300	8,300	4,123	4,177
Insurance	1,966	1,966	1,966	-
Miscellaneous	15,138	15,138	15,138	-
Total Shreveport Regional Lab	51,230	51,230	37,679	13,551
Animal services and mosquito control:				
Salaries, fringe benefits, and payroll taxes	2,151,530	2,151,530	2,350,481	(198,951)
Supplies	437,650	437,650	380,776	56,874
Utilities	105,000	105,000	98,100	6,900
Repairs and maintenance	210,000	210,000	179,490	30,510
Insurance	125,142	125,142	125,142	-
Miscellaneous	422,953	422,953	282,778	140,175
Capital outlay	14,000	14,000	11,618	2,382
Total animal services and mosquito control	3,466,275	3,466,275	3,428,385	37,890

(continued)

CADDO PARISH COMMISSION
Shreveport, Louisiana

SPECIAL REVENUE FUND – HEALTH TAX FUND
Schedule Revenues, Expenditures, and Changes in Fund Balance – Budget and Actual
for the Year Ended December 31, 2025

	Budgeted Amounts			Variance with Final Budget Positive
	Original	Final	Actual Amounts	(Negative)
Highland Health Unit:				
Salaries, fringe benefits, and payroll taxes	401,321	401,321	397,531	3,790
Utilities	140,500	140,500	112,001	28,499
Repairs and maintenance	53,100	53,100	34,188	18,912
Maintenance contract	40,000	40,000	34,679	5,321
Insurance	83,653	83,653	83,653	-
Miscellaneous	96,746	96,746	95,369	1,377
Total Highland Health Unit	815,320	815,320	757,421	57,899
Vivian Health Unit:				
Salaries, fringe benefits, and payroll taxes	55,501	55,501	47,569	7,932
Utilities	18,400	18,400	15,337	3,063
Repairs and maintenance	7,600	7,600	6,361	1,239
Insurance	604	604	604	-
Miscellaneous	3,428	3,428	3,307	121
Total Vivian Health Unit	85,533	85,533	73,178	12,355
David Raines Health Center:				
Repairs and maintenance	33,390	33,390	33,390	-
Debt service:				
Principal	50,000	50,000	50,000	-
Interest	39,100	39,100	39,118	(18)
Total expenditures	4,540,848	4,540,848	4,419,171	121,677
Excess (deficiency) of revenues over (under) expenditures	(107,530)	(107,530)	351,166	458,696
Other financing sources (uses):				
Transfers in	-	-	-	-
Transfers out	(265,000)	(265,000)	(265,000)	-
Total other financing sources (uses)	(265,000)	(265,000)	(265,000)	-
Net change in fund balance	(372,530)	(372,530)	86,166	458,696
Fund balance - beginning	5,465,143	5,465,143	6,396,090	930,947
Fund balance - ending	$ 5,092,613	$ 5,092,613	$ 6,482,256	$ 1,389,643

(concluded)

CADDO PARISH COMMISSION
Shreveport, Louisiana

SPECIAL REVENUE FUND – RIVERBOAT FUND
Schedule Revenues, Expenditures, and Changes in Fund Balance – Budget and Actual
for the Year Ended December 31, 2025

	Budgeted Amounts			Variance with Final Budget Positive
	Original	Final	Actual Amounts	(Negative)
Revenues				
Gaming	$ 840,000	$ 840,000	$ 791,188	$ (48,812)
Use of money and property:				
Investment earnings:				
Interest earned	7,500	7,500	24,446	16,946
Net increase in the fair value of investments	-	-	17,348	17,348
Total investment earnings	7,500	7,500	41,794	34,294
Other revenues	2,000	2,000	14,346	12,346
Total revenues	849,500	849,500	847,328	(2,172)
Expenditures				
General government:				
Salaries, fringe benefits, and payroll taxes	178,750	178,750	192,668	(13,918)
Administration	254,445	304,445	307,430	(2,985)
Other	1,026,072	1,400,072	1,192,883	207,189
Total general government	1,459,267	1,883,267	1,692,981	190,286
Total expenditures	1,459,267	1,883,267	1,692,981	190,286
Excess (deficiency) of revenues over (under) expenditures	(609,767)	(1,033,767)	(845,653)	188,114
Other financing sources (uses):				
Transfers in	450,000	874,000	874,000	-
Transfers out	-	(100,000)	-	100,000
Total other financing sources (uses)	450,000	774,000	874,000	100,000
Net change in fund balance	(159,767)	(259,767)	28,347	288,114
Fund balance - beginning	249,811	249,811	559,815	310,004
Fund balance - ending	$ 90,044	$ (9,956)	$ 588,162	$ 598,118

CADDO PARISH COMMISSION
Shreveport, Louisiana

SPECIAL REVENUE FUND – ECONOMIC DEVELOPMENT FUND
Schedule Revenues, Expenditures, and Changes in Fund Balance – Budget and Actual
for the Year Ended December 31, 2025

	Budgeted Amounts			Variance with Final Budget Positive
	Original	Final	Actual Amounts	(Negative)
Revenues				
Gaming	$ 550,000	$ 625,000	$ 868,810	$ 243,810
Use of money and property:				
Investment earnings:				
Interest earned	10,000	10,000	64,693	54,693
Net increase in the fair value of investments	-	-	33,478	33,478
Total investment earnings	10,000	10,000	98,171	88,171
Total revenues	560,000	635,000	966,981	331,981
Expenditures				
Economic development	618,726	1,018,726	748,757	269,969
Total expenditures	618,726	1,018,726	748,757	269,969
Excess (deficiency) of revenues over (under) expenditures	(58,726)	(383,726)	218,224	601,950
Other financing sources (uses):				
Transfers in	-	350,000	350,000	-
Total other financing sources (uses)	-	350,000	350,000	-
Net change in fund balance	(58,726)	(33,726)	568,224	601,950
Fund balance - beginning	1,475,717	1,475,717	1,620,791	145,074
Fund balance - ending	$ 1,416,991	$ 1,441,991	$ 2,189,015	$ 747,024

CADDO PARISH COMMISSION
Shreveport, Louisiana

SPECIAL REVENUE FUND – ECONOMIC DEVELOPMENT TRUST FUND
Schedule Revenues, Expenditures, and Changes in Fund Balance – Budget and Actual
for the Year Ended December 31, 2025

	Budgeted Amounts			Variance with Final Budget Positive (Negative)
	Original	Final	Actual	
Revenues				
Ad valorem taxes	$ 500	$ 500	$ -	$ (500)
Investment earnings:				
Interest earned	550	550	1,516	966
Total investment earnings	550	550	1,516	966
Total revenues	1,050	1,050	1,516	466
Expenditures				
Legal and auditing	500	500	-	500
Professional Services	50,000	50,000	-	50,000
Total expenditures	50,500	50,500	-	50,500
Net change in fund balance	(49,450)	(49,450)	1,516	50,966
Fund balance - beginning	51,987	51,987	53,460	1,473
Fund balance - ending	$ 2,537	$ 2,537	$ 54,976	$ 52,439

See accompanying independent auditor's report.

CADDO PARISH COMMISSION
Shreveport, Louisiana

SPECIAL REVENUE FUND – LAW OFFICERS WITNESS FUND
Schedule Revenues, Expenditures, and Changes in Fund Balance – Budget and Actual
for the Year Ended December 31, 2025

	Budgeted Amounts			Variance with Final Budget Positive
	Original	Final	Actual Amounts	(Negative)
Revenues				
Criminal case charges	$ 12,000	$ 12,000	$ 13,620	$ 1,620
Use of money and property:				
Investment earnings:				
Interest earned	750	750	888	138
Total investment earnings	750	750	888	138
Total revenues	12,750	12,750	14,508	1,758
Expenditures				
Criminal justice:				
Payments to law officers	20,000	20,000	7,750	12,250
Miscellaneous	13,255	13,255	11,972	1,283
Total expenditures	33,255	33,255	19,722	13,533
Net change in fund balance	(20,505)	(20,505)	(5,214)	15,291
Fund balance - beginning	26,487	26,487	33,414	6,927
Fund balance - ending	$ 5,982	$ 5,982	$ 28,200	$ 22,218

See accompanying independent auditor's report.

CADDO PARISH COMMISSION
Shreveport, Louisiana

SPECIAL REVENUE FUND – SECTION 8 HOUSING FUND
Schedule Revenues, Expenditures, and Changes in Fund Balance – Budget and Actual
for the Year Ended December 31, 2025

	Budgeted Amounts			Variance with Final Budget Positive
	Original	Final	Actual Amounts	(Negative)
Revenues				
Intergovernmental revenues				
Federal grant	$ 700,000	$ 1,300,000	$ 1,225,147	$ (74,853)
Total intergovernmental revenues	700,000	1,300,000	1,225,147	(74,853)
Total revenues	700,000	1,300,000	1,225,147	(74,853)
Expenditures				
Health and welfare:				
Administrative costs	700,000	1,300,000	1,225,147	74,853
	700,000	1,300,000	1,225,147	74,853
Net change in fund balance	-	-	-	-
Fund balance - beginning	6,849	6,849	5,326	(1,523)
Fund balance - ending	$ 6,849	$ 6,849	$ 5,326	$ (1,523)

See accompanying independent auditor's report.


CADDO PARISH
1838

CADDO PARISH COMMISSION
Shreveport, Louisiana

SPECIAL REVENUE FUND – JUVENILE JUSTICE FUND
Schedule Revenues, Expenditures, and Changes in Fund Balance – Budget and Actual
for the Year Ended December 31, 2025

	Budgeted Amounts			Variance with Final Budget Positive
	Original	Final	Actual Amounts	(Negative)
Revenues				
Ad valorem taxes	$ 4,183,352	$ 4,183,352	$ 4,457,997	$ 274,645
Intergovernmental revenues:				
State grant	214,364	214,364	331,997	117,633
State revenue sharing	80,110	80,110	75,849	(4,261)
Federal grant	560,000	560,000	1,090,434	530,434
Total intergovernmental revenues	854,474	854,474	1,498,280	643,806
Use of money and property:				
Interest earned	40,000	40,000	265,116	225,116
Net increase in the fair value of investments	-	-	96,661	96,661
Total investment earnings	40,000	40,000	361,777	321,777
Other revenues	10,600	10,600	12,487	1,887
Total revenues	5,088,426	5,088,426	6,330,541	1,242,115
Expenditures				
Criminal justice:				
Court operations:				
Salaries, fringe benefits, and payroll taxes	932,819	932,819	904,017	28,802
Supplies	21,500	21,500	25,203	(3,703)
Insurance	30,077	30,077	30,077	-
Contracted services	103,000	103,000	32,927	70,073
Reimbursements	(140,000)	(140,000)	(156,400)	16,400
Miscellaneous	17,000	17,000	10,644	6,356
Total court operations	964,396	964,396	846,468	117,928
Juvenile probation:				
Salaries, fringe benefits, and payroll taxes	2,974,765	2,974,765	2,677,467	297,298
Supplies	41,000	41,000	58,364	(17,364)
Utilities	40,000	40,000	29,499	10,501
Repairs and maintenance	56,000	56,000	46,699	9,301
Grant programs	229,364	229,364	292,170	(62,806)
Contracted services	435,125	435,125	295,786	139,339
Insurance	172,753	172,753	172,753	-
Reimbursements	50,000	50,000	87,935	(37,935)
Miscellaneous	490,385	490,385	490,453	(68)
Capital outlay	358,000	358,000	285,220	72,780
Total juvenile probation	4,847,392	4,847,392	4,436,346	411,046

(continued)

CADDO PARISH COMMISSION
Shreveport, Louisiana

SPECIAL REVENUE FUND – JUVENILE JUSTICE FUND
Schedule Revenues, Expenditures, and Changes in Fund Balance – Budget and Actual
for the Year Ended December 31, 2025

	Budgeted Amounts			Variance with Final Budget Positive
	Original	Final	Actual Amounts	(Negative)
Juvenile detention center:				
Salaries, fringe benefits, and payroll taxes	2,266,739	2,266,739	2,137,639	129,100
Supplies	28,000	28,000	24,867	3,133
Repairs and maintenance	5,500	5,500	4,675	825
Grant programs	60,000	60,000	63,588	(3,588)
Insurance	73,776	73,776	73,776	-
Contracted services:				
Prison operations	391,000	391,000	344,466	46,534
Other services	99,282	99,282	37,713	61,569
Miscellaneous	325,945	325,945	233,857	92,088
Capital outlay	5,500	5,500	6,988	(1,488)
Total juvenile detention center	3,255,742	3,255,742	2,927,569	328,173
Total criminal justice	9,067,530	9,067,530	8,210,383	857,147
Building facilities:				
Salaries, fringe benefits, and payroll taxes	174,311	174,311	169,082	5,229
Utilities	265,000	265,000	275,223	(10,223)
Repairs and maintenance	119,100	119,100	112,968	6,132
Insurance	6,822	6,822	6,822	-
Contracted services	154,200	154,200	74,846	79,354
Miscellaneous	22,707	22,707	22,706	1
Capital outlay	1,500	1,500	234	1,266
Total building maintenance	743,640	743,640	661,881	81,759
Total expenditures	9,811,170	9,811,170	8,872,264	938,906
Excess (deficiency) of revenues over (under) expenditures	(4,722,744)	(4,722,744)	(2,541,723)	2,181,021
Other financing sources:				
Transfers in	3,550,000	3,550,000	3,550,000	-
Transfers out	(50,000)	(50,000)	(50,000)	-
Total other financing sources (uses)	3,500,000	3,500,000	3,500,000	-
Net change in fund balance	(1,222,744)	(1,222,744)	958,277	2,181,021
Fund balance - beginning	8,062,708	8,062,708	9,561,962	1,499,254
Fund balance - ending	$ 6,839,964	$ 6,839,964	$ 10,520,239	$ 3,680,275

(concluded)

CADDO PARISH COMMISSION
Shreveport, Louisiana

SPECIAL REVENUE FUND – OIL AND GAS FUND
Schedule Revenues, Expenditures, and Changes in Fund Balance – Budget and Actual
for the Year Ended December 31, 2025

	Budgeted Amounts			Variance with Final Budget Positive
	Original	Final	Actual Amounts	(Negative)
Revenues				
Use of money and property:				
Oil and gas leases	$ 1,000,000	$ 1,000,000	$ 9,295,074	$ 8,295,074
Building rental	363,000	363,000	443,643	80,643
Investment earnings:				
Interest earned	75,000	75,000	482,520	407,520
Net change in fair value of investments	-	-	215,235	215,235
Total investment earnings	75,000	75,000	697,755	622,755
Other revenues	-	-	1,373	1,373
Total revenues	1,438,000	1,438,000	10,437,844	8,999,844
Expenditures				
General government:				
Administrative cost	64,731	64,731	63,630	1,101
Total general government expenditures	64,731	64,731	63,630	1,101
Debt service:				
Principal	225,500	225,500	225,500	-
Interest	174,500	174,500	174,432	68
Bond issuance costs, fees and charges	200	200	-	200
Total debt service expenditures	400,200	400,200	399,932	268
Total expenditures	464,931	464,931	463,562	1,369
Excess (deficiency) of revenues over (under) expenditures	973,069	973,069	9,974,282	9,001,213
Other financing sources (uses):				
Transfers out	(7,300,000)	(8,074,000)	(8,074,000)	-
Total other financing sources (uses)	(7,300,000)	(8,074,000)	(8,074,000)	-
Net change in fund balance	(6,326,931)	(7,100,931)	1,900,282	9,001,213
Fund balance - beginning	19,291,302	19,291,302	13,960,428	(5,330,874)
Fund balance - ending	$ 12,964,371	$ 12,190,371	$ 15,860,710	$ 3,670,339

See accompanying independent auditor's report.

CADDO PARISH COMMISSION
Shreveport, Louisiana

SPECIAL REVENUE FUND – OPIOID SETTLEMENT FUND
Schedule Revenues, Expenditures, and Changes in Fund Balance – Budget and Actual
for the Year Ended December 31, 2025

	Budgeted Amounts			Variance with Final Budget Positive
	Original	Final	Actual Amounts	(Negative)
Revenues				
Settlement revenue	$ 500,000	$ 500,000	$ 1,795,096	$ 1,295,096
Use of money and property:				
Investment earnings:				
Interest earned	12,000	12,000	149,001	137,001
Net increase in the fair value of investments	-	-	83,924	83,924
Total investment earnings	12,000	12,000	232,925	220,925
Total revenues	512,000	512,000	2,028,020	1,516,020
Expenditures				
General government:				
Administration	538,172	538,172	486,505	51,667
Total general government	538,172	538,172	486,505	51,667
Total expenditures	538,172	538,172	486,505	51,667
Excess (deficiency) of revenues over (under) expenditures	(26,172)	(26,172)	1,541,515	1,567,687
Other financing sources (uses):				
Transfers out	(50,000)	(50,000)	(50,000)	-
Total other financing sources (uses)	(50,000)	(50,000)	(50,000)	-
Net change in fund balance	(76,172)	(76,172)	1,491,515	1,567,687
Fund balance - beginning	143,591	143,591	3,727,299	3,583,708
Fund balance - ending	$ 67,419	$ 67,419	$ 5,218,814	$ 5,151,395

See accompanying independent auditor's report.

CADDO PARISH COMMISSION
Shreveport, Louisiana

SPECIAL REVENUE FUND – E. EDWARDS JONES HOUSING TRUST FUND
Schedule Revenues, Expenditures, and Changes in Fund Balance – Budget and Actual
for the Year Ended December 31, 2025

	Original	Final Budgeted Amounts	Actual Amounts	Variance with Final Budget Positive (Negative)
Revenues				
Intergovernmental revenues:				
Federal grant	$ -	$ -	$ 2,778,409	$ 2,778,409
Total intergovernmental revenues	-	-	2,778,409	2,778,409
Use of money and property:				
Investment earnings:				
Interest earned	12,500	12,500	269,139	256,639
Net increase (decrease) in the fair value of	-	-	61,694	61,694
Total investment earnings	12,500	12,500	330,832	318,332
Other revenues	-	-	205,419	205,419
Total revenues	12,500	12,500	3,314,660	3,302,160
Expenditures				
General government:				
Administration	1,152,516	1,152,516	9,313	1,143,203
Grant program - other	-	-	2,778,409	(2,778,409)
Total expenditures	1,152,516	1,152,516	2,787,722	(1,635,206)
Net change in fund balance	(1,140,016)	(1,140,016)	526,938	1,666,954
Fund balance - beginning	2,446,134	2,446,134	3,680,726	1,234,592
Fund balance - ending	$ 1,306,118	$ 1,306,118	$ 4,207,664	$ 2,901,546

See accompanying independent auditor's report.

CADDO PARISH COMMISSION
Shreveport, Louisiana

DEBT SERVICE FUND
Schedule Revenues, Expenditures, and Changes in Fund Balance – Budget and Actual
for the Year Ended December 31, 2025

	Budgeted Amounts			Variance with Final Budget Positive
	Original	Final	Actual Amounts	(Negative)
Revenues				
Ad valorem taxes	$ 3,338,726	$ 3,338,726	$ 3,402,404	$ 63,678
Use of money and property:				
Investment earnings:				
Interest earned	10,000	10,000	43,125	33,125
Net increase in the fair value of investments	-	-	16,951	16,951
Total investment earnings	10,000	10,000	60,076	50,076
Total revenues	3,348,726	3,348,726	3,462,480	113,754
Expenditures				
Debt service:				
Principal	2,730,000	2,730,000	2,730,000	-
Interest	1,141,866	1,141,866	1,141,946	(80)
Bond issuance costs, fees and charges	169,756	169,756	166,017	3,739
Total expenditures	4,041,622	4,041,622	4,037,963	3,659
Excess (deficiency) of revenues over (under) expenditures	(692,896)	(692,896)	(575,483)	117,413
Other financing sources (uses):				
Debt proceeds	-	10,000,000	-	(10,000,000)
Total other financing sources (uses)	-	10,000,000	-	(10,000,000)
Net change in fund balance	(692,896)	9,307,104	(575,483)	(9,882,587)
Fund balance - beginning	4,734,262	4,734,262	4,886,067	151,805
Fund balance - ending	$ 4,041,366	$ 14,041,366	$ 4,310,585	$ (9,730,781)

See accompanying independent auditor's report.

INTERNAL SERVICE FUNDS

Internal Service Funds are used to account for the financing of services provided by one fund of the Commission to other funds on a cost-reimbursement basis. The Commission has two internal service funds.

Group Insurance Fund – The Group Insurance Fund accounts for the cost of providing group medical and life insurance coverage for Commission employees. The Fund is used to account for contributions from Commission funds and withholdings from employees' payroll used to pay the costs of providing group coverage for Commission employees.

General Insurance Fund – The General Insurance Fund accounts for the costs of maintaining casualty and workers' compensation insurance coverage.

CADDO PARISH COMMISSION
Shreveport, Louisiana

INTERNAL SERVICE FUNDS
Combining Statement of Net Position
December 31, 2025

	Group Insurance Fund	General Insurance Fund	Total Internal Service Funds
Assets			
Cash and cash equivalents	$ 176,903	$ -	$ 176,903
Investments	1,898,465	754	1,899,219
Receivables, net	1,465,374	667,410	2,132,784
Accrued interest receivable	14,669	-	14,669
Total assets	3,555,411	668,164	4,223,575
Liabilities			
Accounts payable	(4,344)	9,589	5,245
Accrued insurance claims payable	172,697	-	172,697
Due to other funds	-	524,459	524,459
Total current liabilities	168,353	534,048	702,401
Total liabilities	168,353	534,048	702,401
Net Position			
Unrestricted	3,387,058	134,116	3,521,174
Total net position	$ 3,387,058	$ 134,116	$ 3,521,174

See accompanying independent auditor's report.

CADDO PARISH COMMISSION
Shreveport, Louisiana

INTERNAL SERVICE FUNDS
Combining Statement of Revenues, Expenses, and Changes in Net Position
for the Year Ended December 31, 2025

	Group Insurance Fund	General Insurance Fund	Total Internal Service Funds
Operating revenues			
Employer's contributions	$ 5,397,236	$ -	$ 5,397,236
Employees' contributions	1,836,488	-	1,836,488
Charges for sales and services	-	2,603,023	2,603,023
Total operating revenues	7,233,724	2,603,023	9,836,747
Operating expenses			
Claims	5,299,800	963,901	6,263,701
Cost of sales and services	34,870	60,699	95,569
Insurance premiums	1,213,482	1,593,318	2,806,800
General and administrative	126,034	169,091	295,125
Total operating expenses	6,674,186	2,787,009	9,461,195
Operating income (loss)	559,538	(183,986)	375,552
Nonoperating revenues (expenses)			
Investment earnings (loss)	110,327	4,647	114,974
Interest expense	-	(3,421)	(3,421)
Total nonoperating revenues (expenses)	110,327	1,226	111,553
Change in net position	669,865	(182,760)	487,105
Total net position - beginning	2,717,193	316,876	3,034,069
Total net position - ending	$ 3,387,058	$ 134,116	$ 3,521,174

See accompanying independent auditor's report.

CADDO PARISH COMMISSION
Shreveport, Louisiana

INTERNAL SERVICE FUNDS
Combining Statement of Cash Flows
for the Year Ended December 31, 2025

	Group Insurance Fund	General Insurance Fund	Total Internal Service Funds
Cash flows from operating activities:			
Contributions	$ 6,826,425	$ 1,935,613	$ 8,762,038
Payments to suppliers	(1,477,518)	(1,298,923)	(2,776,441)
Claims paid	(5,513,191)	(963,901)	(6,477,092)
Net cash provided by (used in) operating activities	(164,284)	(327,211)	(491,495)
Cash flows from investing activities:			
Proceeds from sales and maturities of investments	67,101	257,954	325,055
Interest received	109,360	3,081	112,441
Net cash provided by (used in) investing activities	176,461	261,035	437,496
Net increase (decrease) in cash and cash equivalents	12,177	(66,176)	(53,999)
Cash and cash equivalents, beginning of year	164,726	66,176	230,902
Cash and cash equivalents, end of year	$ 176,903	$ -	$ 176,903
Reconciliation of operating income to net cash provided by (used in) by operating activities:			
Operating income (loss)	$ 559,538	$ (183,986)	$ 375,552
Adjustments to reconcile operating income (loss) to net cash provided by operating activities:			
(Increase) decrease in assets:			
Receivables	(407,299)	(667,410)	(1,074,709)
Increase (decrease) in liabilities:			
Accrued insurance claims payable	(213,391)	-	(213,391)
Accounts payable	(103,132)	(274)	(103,406)
Due to other funds	-	524,459	524,459
Total adjustments	(164,284)	(327,211)	(491,495)
Net cash provided by (used in) operating activities	$ (164,284)	$ (327,211)	$ (491,495)
Noncash items			
Net increase in the fair value of investments	$ 31,503	$ 11	$ 31,514

See accompanying independent auditor's report.

FIDUCIARY FUNDS

Fiduciary Funds are used to account for assets held as an agent for other governments. The Commission has two fiduciary funds.

Criminal Court Fund – The establishment of this fund was mandated by the legislature to account for the proceeds from operations of the First Judicial District Court. All fines, court costs, and bond forfeitures imposed by the court are dedicated to trial costs and other operating expenditures.

Jury Fund – The establishment of this fund was mandated by the legislature to account for the proceeds from a special fee assessed on criminal cases. The fees are used to provide compensation to jurors in criminal matters.

CADDO PARISH COMMISSION
Shreveport, Louisiana

Combining Statement of Fiduciary Net Position
December 31, 2025

	Criminal Court Fund	Jury Fund	Total Custodial Funds
Assets			
Cash and cash equivalents	$ 15,918	$ 8,789	$ 24,707
Investments	139,872	74,544	214,416
Receivables, net	1,128	645	1,773
Other current assets	5,944	-	5,944
Due from other governments	123,148	7,429	130,577
Total assets	286,010	91,407	377,417
Liabilities			
Current liabilities			
Accounts payable and accrued liabilities	279,020	-	279,020
Due to governmental entities	4,182	-	4,182
Total liabilities	283,202	-	283,202
Net position			
Fiduciary net position - held for others	$ 2,808	$ 91,407	$ 94,215

See accompanying independent auditor's report.

CADDO PARISH COMMISSION
Shreveport, Louisiana

Combining Statement of Changes in Fiduciary Net Position
for the Year Ended December 31, 2025

	Criminal Court Fund	Jury Fund	Total Custodial Funds
Additions			
Criminal court fines and forfeitures	$ 920,346	$ -	$ 920,346
Jury fund criminal case charges	-	82,611	82,611
Interest earnings (loss)	2,824	5,472	8,296
Total additions	923,170	88,083	1,011,253
Deductions			
Criminal court disbursements	920,694	-	920,694
Juror and witness fee disbursements	-	166,697	166,697
Total deductions	920,694	166,697	1,087,391
Change in fiduciary net position	2,476	(78,614)	(76,138)
Net position - beginning	332	170,021	170,353
Net position - ending	$ 2,808	$ 91,407	$ 94,215

See accompanying independent auditor's report.

CADDO PARISH COMMISSION
Shreveport, Louisiana

Supplementary Information
Schedule of Compensation, Benefits, and Other Payments to Agency Head
for the Year Ended December 31, 2025

Agency Head Name: Erica R. Bryant

Purpose	Amount
Salary	$ 287,115
Benefits-insurance (life insurance premiums)	$ 1,330
Benefits-retirement	$ 31,637
Vehicle provided by government	$ 780
Cell phone/data	$ 1,200
Dues	$ 875
Travel (hotel, registration, and per diem)	$ 11,911
Reimbursements	$ 290

See accompanying independent auditor's report.

CADDO PARISH COMMISSION
Shreveport, Louisiana

Supplementary Information
Justice System Funding Schedule – Receiving Entity
As Required by Act 87
for the Year Ended December 31, 2025

Caddo Parish Commission
Justice System Funding Schedule - Receiving Schedule
Cash Basis Presentation
As Required by La. R.S. 24:515.2

	Amount for 01/01/2025 - 06/30/2025	Amount for 07/01/2025 - 12/31/2025
1. Ending Balance of Amounts Assessed but Not Received:	-	-

2. Details of Receipts from Collecting/Disbursing Agency

Agency Remitting Money	Remittance Type	Amount for 01/01/2025 - 06/30/2025	Amount for 07/01/2025 - 12/31/2025
Caddo Parish Sheriff	f. Criminal Court Costs/Fees	$ 14,524	$ 14,924
Caddo Parish Sheriff	b. Bond Fees	181,871	164,291
Caddo Parish Sheriff	h. Criminal Fines – Other/Non-Contempt	216,163	197,594
District Attorney for the 1st Judicial District	d. Asset Forfeiture/Sale	11,084	19,709
District Attorney for the 1st Judicial District	n. Other	21,116	47,136

NOTE: The additional Collecting/Disbursing Schedule under Act 87 is not applicable for the Caddo Parish Commission, as the entity only receives funds.

CADDO PARISH COMMISSION
Shreveport, Louisiana

Statistical Section (Unaudited)

This section which is composed of accounting and non-accounting data is presented in order to provide the reader with additional information as an aid to understanding the financial activities of the governmental unit.

INDEX — **Page Number**

Financial Trends - These schedules contain trend information to help the reader understand how the government's financial performance and well-being have changed over time.

Net Position by Component - Last Ten Fiscal Years	120
Changes in Net Position - Last Ten Fiscal Years	121
Fund Balances of Governmental Funds - Last Ten Fiscal Years	122
Changes in Fund Balances for Governmental Funds - Last Ten Fiscal Years	123

Revenue Capacity - These schedules contain information to help the reader assess the government's most significant local revenue sources, property tax and sales tax.

Assessed Value and Estimated Actual Value of Taxable Property - Last Ten Fiscal Years	124
Property Tax Rates – Direct and Overlapping Governments - Last Ten Fiscal Years	125
Principal Property Taxpayers - Current Year and Nine Years Ago	126
Property Tax Levies and Collections - Last Ten Fiscal Years	127
Taxable Sales by Category - Last Ten Fiscal Years	128
Direct and Overlapping Sales Tax Rates - Last Ten Fiscal Years	129
Sales Tax Revenue Payers by Industry - Last Ten Fiscal Years	130

Debt Capacity - These schedules present information to help the reader assess the affordability of the government's current levels of outstanding debt and the government's ability to issue debt in the future.

Ratios of Outstanding Debt by Type - Last Ten Fiscal Years	131
Ratios of Net General Bonded Debt - Last Ten Fiscal Years	132
Direct and Overlapping Governmental Activities Debt as of December 31, 2025	133
Legal Debt Margin Information - Last Ten Fiscal Years	134

Demographic and Economic Information - These schedules offer demographic and economic indicators to help the reader understand the environment within which the government's financial activities take place.

Demographic and Economic Statistics - Last Ten Fiscal Years	135
Principal Employers for the Years Ended 2025 and 2016	136
Full-Time Equivalent Parish Government Employees by Function - Last Ten Fiscal Years	137

Operating Information - These schedules contain service and infrastructure data to help the reader understand how the information in the government's financial report relates to the services the government provides and the activities it performs.

Operating Indicators by Function - Last Ten Fiscal Years	138
Capital Asset Statistics by Function - Last Ten Fiscal Years	139

Sources: Unless otherwise noted, the information in these schedules is derived from the annual comprehensive financial report for the relevant year.


CADDO PARISH
1838

CADDO PARISH COMMISSION
Shreveport, Louisiana

Net Position by Component
Last Ten Fiscal Years
(Unaudited)

	2016	2017	2018	2019	2020
Governmental activities					
Net investment in capital assets	$ 131,916,727	$ 126,402,059	$ 123,494,457	$ 122,420,896	$ 110,074,334
Restricted	88,316,873	87,956,937	95,501,167	98,480,315	107,363,073
Unrestricted	61,578,692	61,552,509	45,720,467	46,128,124	49,522,883
Total government activities net position	$ 281,812,292	$ 275,911,505	$ 264,716,091	$ 267,029,335	$ 266,960,290

	2021	2022	2023	2024	2025
Governmental activities					
Net investment in capital assets	$ 107,902,337	$ 104,885,862	$ 105,706,962	$ 100,062,884	$ 121,761,666
Restricted	113,672,426	150,074,683	151,535,934	155,988,428	153,016,330
Unrestricted	49,475,755	52,226,169	54,939,891	70,239,124	84,098,677
Total government activities net position	$ 271,050,518	$ 307,186,714	$ 312,182,787	$ 326,290,436	$ 358,876,673

See accompanying independent auditor's report.

CADDO PARISH COMMISSION
Shreveport, Louisiana
Changes in Net Position
Last Ten Fiscal Years
(Unaudited)

	2016	2017	2018	2019	2020	2021	2022	2023	2024	2025
Expenses										
Governmental activities:										
General government	$ 11,891,412	$ 11,391,711	$ 10,568,716	$ 13,526,087	$ 13,351,480	$ 13,473,913	$ 16,489,553	$ 17,279,578	$ 15,566,709	$ 24,137,570
Criminal Justice	23,704,075	25,385,784	25,165,200	26,741,588	26,371,744	26,270,930	28,231,024	29,308,372	32,035,467	32,500,123
Health and welfare	16,156,907	15,467,880	15,693,779	17,101,140	17,259,159	21,501,272	20,056,612	22,778,320	24,031,652	23,841,045
Highway, streets and drainage	19,839,314	18,587,519	18,085,357	16,450,942	16,913,116	20,819,030	21,192,463	20,930,109	18,554,582	25,960,638
Building facilities	6,856,712	6,137,446	5,803,325	6,321,270	5,853,195	6,675,619	7,098,788	10,183,797	9,600,567	7,377,550
Sanitation	3,711,280	3,764,651	3,025,673	3,808,391	4,037,514	3,583,858	3,401,582	3,899,339	4,674,647	4,518,092
Cultural and recreation	1,561,956	1,591,687	1,774,774	1,777,340	1,994,928	2,224,159	3,983,322	5,577,466	8,995,641	5,149,810
Economic development	5,072,704	4,163,160	3,872,784	3,674,099	3,302,830	40,354,785	10,592,529	12,164,529	3,956,669	7,095,897
Interest and fees on long-term debt	1,208,199	1,025,153	1,031,749	764,401	944,007	894,948	847,437	1,519,016	1,562,279	1,391,570
Total governmental activities expenses	90,002,559	87,514,991	85,021,357	90,165,258	90,027,973	135,798,514	111,893,310	123,640,526	118,978,213	131,972,295
Program revenues										
Governmental activities:										
Charges for Services:										
General government	2,888,020	3,266,204	3,316,443	3,775,322	3,909,619	3,920,535	4,131,373	3,759,503	3,939,393	13,070,755
Criminal justice	27,146	28,361	31,420	33,066	21,658	20,958	15,779	14,043	12,711	13,710
Health and welfare	81,590	75,693	82,868	115,742	77,213	64,266	57,967	60,396	89,717	92,818
Highway, streets and drainage	564,311	629,737	722,423	401,163	404,194	757,548	908,721	848,058	568,638	513,747
Building Facilities	-	5,076	14,575	22,019	21,810	17,100	17,100	21,600	33,300	40,258
Cultural and recreation	26,721	22,964	24,947	29,475	21,656	17,631	18,742	39,229	40,961	47,369
Operating grants and contributions	16,673,788	15,241,347	15,774,147	17,554,551	17,639,557	59,496,154	57,662,228	35,059,902	32,915,530	41,635,872
Capital grants and contributions	63,891	40,847	1,277,938	120,620	-	-	-	-	-	-
Total governmental activities program revenue	20,325,467	19,310,229	21,244,761	22,051,958	22,095,707	64,294,192	62,811,910	39,802,731	37,600,250	55,414,529
Net (expense) revenue	(69,677,092)	(68,204,762)	(63,776,596)	(68,113,300)	(67,932,266)	(71,504,322)	(49,081,400)	(83,837,795)	(81,377,963)	(76,557,766)
General revenues and other changes in net position										
Governmental activities:										
Taxes:										
Property taxes levied for general purposes	43,455,011	43,393,923	44,300,607	45,724,867	46,252,918	47,012,843	49,150,038	53,900,776	55,564,517	58,853,694
Property taxes levied for debt service	2,547,653	2,670,754	2,703,921	2,720,566	2,774,222	2,788,705	2,901,165	3,143,168	3,345,132	3,402,404
Sales taxes	8,691,329	10,478,592	11,937,566	12,692,760	11,763,831	15,309,039	21,310,887	20,228,495	18,614,661	19,530,219
Franchise taxes	225,752	223,749	218,393	217,721	219,758	222,831	219,360	254,724	177,716	159,501
Gaming	1,652,616	1,622,581	1,583,209	1,578,221	1,205,744	1,605,170	1,585,775	1,927,985	1,887,733	1,865,416
Unrestricted grants and contributions	1,363,148	1,425,509	1,374,815	1,403,164	1,489,506	1,445,555	1,529,941	1,562,866	1,627,082	1,642,557
Oil and gas leases	156,575	380,067	533,322	1,340,134	1,292,298	6,784,013	13,039,039	5,976,554	3,572,064	9,295,074
Investment earnings	299,241	1,170,423	1,835,931	3,750,453	1,793,689	(800,493)	(5,728,144)	12,247,944	11,125,266	12,589,155
Miscellaneous	959,700	938,377	902,322	998,658	1,071,255	1,226,887	1,209,535	2,232,803	2,182,619	1,805,983
Total governmental activities	59,351,025	62,303,975	65,390,086	70,426,544	67,863,221	75,594,550	85,217,596	101,475,315	98,096,790	109,144,003
Net (expense) revenue governmental activities	$ (10,326,067)	$ (5,900,787)	$ 1,613,490	$ 2,313,244	$ (69,045)	$ 4,090,228	$ 36,136,196	$ 17,637,520	$ 16,718,827	$ 32,586,237

See accompanying independent auditor's report.

CADDO PARISH COMMISSION
Shreveport, Louisiana
Fund Balances of Governmental Funds
Last Ten Fiscal Years
(Unaudited)

	2016	2017	2018	2019	2020	2021	2022	2023	2024	2025
General fund										
Reserved/designated	$ -	$ -	$ -	$ -	$ -	$ -	$ -	$ -	$ -	$ -
Unreserved	-	-	-	-	-	-	-	-	-	-
Committed to contingencies	37,658,105	38,314,833	35,561,184	36,915,258	37,777,104	37,119,957	32,527,694	34,279,625	41,101,822	47,282,342
Subsequent year's expenditures	890,943	3,830,016	1,703,129	1,950,526	2,237,615	6,066,451	2,393,561	2,918,486	-	-
Assigned to special services	-	-	-	-	-	-	-	-	-	-
Assigned to future claims	600,000	600,000	600,000	600,000	600,000	600,000	600,000	600,000	600,000	600,000
Unassigned	16,730,828	13,918,265	16,375,898	15,736,881	14,937,504	10,231,584	15,504,035	16,156,435	22,940,202	26,217,258
Total general fund	55,879,876	56,663,114	54,240,211	55,202,665	55,552,223	54,017,992	51,025,290	53,954,546	64,642,024	74,099,600
All other governmental funds										
Reserved/designated	-	-	-	-	-	-	-	-	-	-
Unreserved, reported in:										
Special revenue funds	-	-	-	-	-	-	-	-	-	-
Capital project funds	-	-	-	-	-	-	-	-	-	-
Nonspendable	-	-	145,852	154,771	167,340	181,904	183,809	167,656	167,307	154,971
Restricted for:										
Criminal justice	13,376,374	11,884,137	11,309,817	11,582,347	12,198,105	13,211,473	18,556,353	21,003,805	24,910,467	21,871,362
Health and welfare	4,829,004	4,919,798	4,712,105	4,925,584	5,256,829	4,877,408	5,136,886	4,765,190	6,028,886	5,824,887
Highways, streets and drainage	17,949,870	19,648,327	20,841,051	21,611,102	24,468,505	27,517,125	35,633,340	41,749,179	38,732,549	38,499,312
Building facilities	8,651,497	8,919,935	8,810,834	8,970,152	9,414,153	8,915,462	9,114,784	8,156,273	8,982,650	8,713,756
Sanitation	18,958,779	19,492,352	20,684,585	21,457,890	22,503,288	23,112,529	25,088,361	28,727,639	29,507,748	30,285,670
Culture and recreation	3,212,661	3,282,430	3,070,633	2,978,223	2,920,405	2,469,387	2,402,920	2,106,437	2,418,650	2,299,291
Economic development	173,237	201,818	261,689	378,605	1,314,769	775,810	1,088,555	1,619,418	2,062,182	2,381,830
Debt service	3,343,742	3,582,379	3,859,473	4,177,682	4,466,415	4,783,891	5,113,304	5,482,085	4,886,067	4,310,585
Capital projects	17,322,319	15,775,347	19,411,417	19,225,743	34,104,374	26,995,148	26,100,212	43,726,926	40,005,671	38,036,071
Committed to:										
Economic development	1,024,592	896,058	656,216	729,998	671,266	1,363,657	14,455,646	3,700,309	4,106,776	5,933,040
Contingencies	-	-	-	-	-	-	-	-	-	-
Subsequent year's expenditures	6,529,160	5,712,733	7,020,492	7,315,928	3,218,034	11,735,223	17,901,208	27,836,577	23,912,497	28,906,272
Assigned to:										
Special services	5,666,498	5,710,817	5,928,297	6,571,505	5,288,346	10,737,636	16,620,899	11,978,318	11,684,672	12,021,360
Future claims	-	-	-	-	-	-	-	-	-	-
Unassigned	-	-	-	-	-	-	675,389	1,039,733	2,233,716	1,934,126
Total all other governmental funds	101,037,733	100,026,131	106,712,461	110,079,530	125,991,829	136,676,653	178,071,666	202,059,545	199,639,838	201,172,533
Total governmental funds	$ 156,917,609	$ 156,689,245	$ 160,952,672	$ 165,282,195	$ 181,544,052	$ 190,694,645	$ 229,096,956	$ 256,014,091	$ 264,281,862	$ 275,272,133

The change in fund balance from 2019 to 2020 is largely due to the increase in property taxes, bond issuance, and a decrease in spending for capital outlay.

See accompanying independent auditor's report.

CADDO PARISH COMMISSION
Shreveport, Louisiana

Changes in Fund Balances for Governmental Funds
Last Ten Fiscal Years
(Unaudited)

	2016	2017	2018	2019	2020	2021	2022	2023	2024	2025
Revenues										
Taxes	$ 54,090,998	$ 57,042,277	$ 59,261,116	$ 60,918,576	$ 61,063,443	$ 65,033,241	$ 73,211,416	$ 77,036,431	$ 77,445,072	$ 80,247,706
Licenses and permits	1,135,367	1,256,839	1,300,810	1,172,067	1,263,323	1,316,842	1,658,625	1,584,689	1,419,777	1,426,172
Intergovernmental	17,922,198	16,535,738	17,090,425	18,907,548	18,948,698	60,761,967	58,999,707	36,398,195	34,136,564	43,058,234
Charges for services	802,369	718,371	749,265	677,173	515,673	784,083	680,396	1,160,578	655,207	585,045
Fine and forfeitures	12,198	13,930	32,734	29,470	7,647	19,744	12,176	13,508	12,196	2,600
Gaming	1,652,616	1,622,581	1,583,209	1,578,221	1,205,744	1,605,171	1,585,776	1,527,295	1,887,732	1,865,417
Use of money and property:										
Rental, camping fee, other	326,721	757,060	533,322	1,113,175	1,292,298	1,139,029	13,039,036	788,263	865,937	1,080,416
Oil and gas leases	195,237	380,067	808,770	1,340,134	1,206,134	6,784,013	1,215,680	5,976,554	3,572,065	9,295,074
Investment earnings	294,659	1,116,723	1,796,364	3,678,685	1,719,595	(770,042)	(5,569,531)	12,066,147	10,996,739	12,359,197
Other revenues	974,148	949,372	914,245	1,001,770	1,075,605	1,148,310	1,201,517	2,348,284	2,380,833	2,289,178
Total revenues	77,406,511	80,392,958	84,070,260	90,416,819	88,298,160	137,822,358	146,034,798	138,899,944	133,372,122	152,209,039
Expenditures										
General government	5,369,121	4,975,623	5,654,664	5,358,341	5,793,464	5,459,576	7,663,707	8,812,872	7,066,360	7,652,711
Criminal justice	22,625,313	24,420,990	24,119,467	25,332,545	25,561,305	24,966,110	27,456,823	27,908,595	29,871,830	30,863,026
Health and welfare	15,873,065	14,668,539	15,227,607	16,910,305	17,288,382	21,441,662	18,708,855	21,026,198	23,666,691	23,802,828
Highways, streets and drainage	6,482,329	7,310,906	6,330,786	6,117,516	6,033,904	5,921,152	6,090,426	7,041,059	6,897,804	7,847,763
Building facilities	4,629,794	4,818,984	4,851,506	5,017,429	4,838,359	5,427,118	5,368,396	5,906,352	6,304,550	6,753,501
Sanitation	2,795,715	3,215,459	2,751,283	3,027,369	2,924,586	3,549,050	3,534,766	3,825,238	4,048,907	4,859,476
Culture and recreation	1,496,917	1,368,689	1,345,063	1,542,022	1,497,997	1,744,220	1,857,752	1,996,659	2,108,061	2,462,304
Economic development	5,096,416	4,189,156	3,898,391	3,680,718	3,328,816	40,382,761	10,624,102	12,194,290	3,825,090	7,124,903
Debt service:										
Principal	2,210,000	2,385,000	2,485,000	2,570,000	2,690,000	3,090,000	3,139,600	2,566,500	3,340,000	3,475,000
Interest	1,025,209	950,434	872,304	796,378	752,975	968,310	815,744	1,116,921	1,608,828	1,483,298
Fees and charges	120,015	140,064	134,914	252,262	137,985	146,192	148,481	325,477	157,258	168,042
Capital outlay	18,098,076	12,177,478	12,135,848	15,573,085	11,330,376	15,575,609	22,223,840	27,413,040	36,263,972	44,725,916
Total expenditures	85,821,970	80,621,322	79,806,833	86,177,970	82,178,149	128,671,760	107,632,492	120,133,201	125,159,351	141,218,768
Excess (deficiency) of revenues over (under) expenditures	(8,415,459)	(228,364)	4,263,427	4,238,849	6,120,011	9,150,598	38,402,306	18,766,743	8,212,771	10,990,271
Other financing sources (uses)										
Transfers in	30,181,600	24,991,009	24,764,500	22,059,622	24,831,036	22,373,631	48,050,078	61,920,702	57,194,637	61,930,551
Transfers out	(30,181,600)	(24,991,009)	(24,764,500)	(22,059,622)	(24,831,036)	(22,373,631)	(48,050,078)	(61,920,702)	(57,139,637)	(61,930,551)
Refunding certificates issued	7,250,000	-	-	3,715,000	-	-	-	-	-	-
Payment to refunding escrow agent	(7,346,311)	-	-	(3,624,326)	-	-	-	-	-	-
Bond premiums	-	-	-	-	961,846	-	-	-	-	-
Bond proceeds	-	-	-	-	9,180,000	-	-	20,791,842		-
Total other financing sources (uses)	(96,311)	-	-	90,674	10,141,846	-	-	20,791,842	55,000	-
Net change in fund balance	(8,511,770)	(228,364)	4,263,427	4,329,523	16,261,857	9,150,598	38,402,306	39,558,585	8,267,771	10,990,271
Fund balance, beginning	165,429,379	156,917,609	156,689,245	160,952,672	165,282,195	181,544,052	190,694,650	229,096,956	256,014,091	
Prior period adjustment	-	-	-	-	-	-	-	(12,641,447)		
Fund balances - beginning, restated	165,429,379	156,917,609	156,689,245	160,952,672	165,282,195	181,544,052	190,694,650	216,455,509	256,014,091	264,281,862
Fund balance, ending	$ 156,917,609	$ 156,689,245	$ 160,952,672	$ 165,282,195	$ 181,544,052	$ 190,694,650	$ 229,096,956	$ 256,014,094	$ 264,281,862	$ 275,272,133
Debt expenditures to non-capital expenditures ratio *	4.23%	4.67%	4.61%	4.43%	4.78%	3.36%	3.55%	3.31%	4.76%	4.34%

*Note that ratio above is calculated using the capitalized capital assets from the GWFS reconciliation.

See accompanying independent auditor's report.

CADDO PARISH COMMISSION

Shreveport, Louisiana

Assessed Value and Estimated Actual Value of Taxable Property
Last Ten Fiscal Years
(Unaudited)

Fiscal Year Ended December 31	Residential Property	Commercial Property	Total Taxable Assessed Value	Total Direct Tax Rate	Estimated Actual Taxable Value	Assessed Value as a Percentage of Actual Value
2016	$ 1,058,415,325	$ 1,029,540,789	$ 2,087,956,114	25.57	$ 18,475,060,407	11.30%
2017	$ 1,071,093,912	$ 1,022,500,876	$ 2,093,594,788	25.57	$ 18,595,485,180	11.26%
2018	$ 1,078,640,540	$ 1,035,432,287	$ 2,114,072,827	25.57	$ 18,769,323,837	11.26%
2019	$ 1,087,833,468	$ 1,070,502,456	$ 2,158,335,924	25.57	$ 19,103,853,940	11.30%
2020	$ 1,117,144,080	$ 1,058,562,813	$ 2,175,706,893	25.87	$ 19,219,790,330	11.32%
2021	$ 1,129,884,974	$ 1,067,892,168	$ 2,197,777,142	25.87	$ 19,418,182,287	11.32%
2022	$ 1,146,157,903	$ 1,126,207,140	$ 2,272,365,043	25.87	$ 20,011,022,463	11.36%
2023	$ 1,160,991,622	$ 1,298,329,563	$ 2,459,321,185	25.87	$ 21,326,927,783	11.53%
2024	$ 1,232,401,327	$ 1,344,337,014	$ 2,576,738,341	25.44	$ 22,373,273,210	11.52%
2025	$ 1,244,516,062	$ 1,420,581,618	$ 2,665,097,680	25.94	$ 23,065,592,390	11.55%

Source: Caddo Parish Tax Assessor.

CADDO PARISH COMMISSION
Shreveport, Louisiana

Property Tax Rates - Direct and Overlapping Governments
Last Ten Fiscal Years
(Unaudited)

Fiscal Year Ended December 31,	Debt Service	General Fund	Public Works	Parks and Recreation	Courthouse Maintenance	Detention Facilities	Juvenile Court	Public Health	Biomedical Center	Criminal Justice System	Total	Shreve Memorial Library	School Board	Sheriff	City	Total
2016	1.50	3.02	3.78	0.83	2.72	5.01	1.97	1.93	1.64	3.17	25.57	8.84	73.30	13.15	36.29	157.15
2017	1.50	3.02	3.78	0.83	2.72	5.01	1.97	1.93	1.64	3.17	25.57	8.84	73.82	13.15	35.81	157.19
2018	1.50	3.02	3.62	0.83	2.72	5.01	1.97	1.93	1.64	3.33	25.57	8.84	73.82	13.41	33.65	155.29
2019	1.50	3.02	3.62	0.83	2.72	5.01	1.97	1.93	1.64	3.33	25.57	8.84	73.82	13.41	33.65	155.29
2020	1.50	3.06	3.67	0.84	2.73	5.06	2.00	1.96	1.66	3.38	25.86	8.90	74.77	13.59	26.59	149.71
2021	1.50	3.06	3.67	0.84	2.73	5.06	2.00	1.96	1.66	3.38	25.86	8.90	74.77	13.59	26.59	149.71
2022	1.50	3.06	3.63	0.84	2.72	5.06	1.97	1.95	1.66	3.43	25.82	8.90	74.77	13.59	29.09	152.17
2023	1.50	3.06	3.63	0.84	2.72	5.06	1.97	1.95	1.66	3.43	25.82	8.90	74.77	13.59	29.09	152.17
2024	1.50	2.94	3.63	0.80	2.59	5.09	1.88	1.93	1.62	3.46	25.44	8.96	72.59	13.59	28.32	148.90
2025	1.50	3.06	3.63	0.84	2.72	5.10	1.97	1.96	1.68	3.48	25.94	8.96	72.59	13.59	28.32	149.40

Source: Caddo Parish Tax Assessor.

CADDO PARISH COMMISSION

Shreveport, Louisiana

Principal Property Taxpayers
Current Year and Nine Years Ago
(Unaudited)

	2025			2016		
Taxpayer	**Assessed value**	**Rank**	**Percentage of total assessed value**	**Assessed value**	**Rank**	**Percentage of total assessed value**
Southwestern Electric Power Company	$ 207,669,736	1	7.79%	$ 93,026,330	1	4.46%
Amazon.com Services LLC	65,216,532	2	2.45%			
Chesapeake Operating LLC	36,243,301	3	1.36%	20,072,730	2	0.96%
Calumet Shreveport Refining LLC	29,430,244	4	1.10%	18,519,270	3	0.89%
Ternium, USA	20,694,638	5	0.78%	12,962,100	6	0.62%
Union Pacific Railroad Co.	19,836,100	6	0.74%			
Trinity Operating (USG) LLC	18,918,446	7	0.71%			
Paloma Natural Gas LLC	17,758,160	8	0.67%			
Kansas City Southern RY. CO	13,865,400	9	0.52%			
Exco Operating Co LP	12,786,489	10	0.48%			
Centerpoint Energy Entex-North LA				10,400,770	9	0.50%
Wal-Mart				11,772,730	8	0.56%
BellSouth Corporation				15,011,420	4	0.72%
Universal Oil Products				14,771,900	5	0.71%
BHP Billiton Petro Co				12,643,150	7	0.61%
Capital One				10,262,870	10	0.49%
Total for ten principal taxpayers	442,419,046		16.60%	219,443,270		10.51%
Total for remaining taxpayers	2,222,678,634		83.40%	1,868,512,844		89.49%
Total for all taxpayers	$ 2,665,097,680		100.00%	$ 2,087,956,114		100.00%

Source: Caddo Parish Tax Assessor.

CADDO PARISH COMMISSION
Shreveport, Louisiana

Property Tax Levies and Collections
Last Ten Fiscal Years
(Unaudited)

Fiscal Year Ended December 31,	Taxes Levied for the Fiscal Year	Collected within the Fiscal Year of the Levy		Collections in Subsequent Years	Total Collections to Date	
		Amount	Percentage of Levy		Amount	Percentage of Levy
2016	$ 46,215,783	$ 42,702,007	92.4%	$ 2,033,775	$ 44,735,782	96.8%
2017	$ 46,462,074	$ 43,259,557	93.1%	$ 2,232,104	$ 45,491,661	97.9%
2018	$ 47,031,952	$ 43,283,541	92.0%	$ 1,797,019	$ 45,080,560	95.9%
2019	$ 48,203,589	$ 45,161,176	93.7%	$ 969,014	$ 46,130,190	95.7%
2020	$ 49,366,696	$ 46,861,443	94.9%	$ 2,185,212	$ 49,046,655	99.4%
2021	$ 49,863,642	$ 46,102,838	92.5%	$ 3,389,981	$ 49,492,819	99.3%
2022	$ 51,745,364	$ 46,627,075	90.1%	$ 2,627,834	$ 49,254,909	95.2%
2023	$ 56,829,821	$ 52,304,888	92.0%	$ 1,690,811	$ 53,995,699	95.0%
2024	$ 59,001,625	$ 55,942,982	94.8%	$ 1,331,623	$ 57,274,605	97.1%
2025	$ 62,065,277	$ 57,748,415	93.0%	N/A	$ 57,748,415	93.0%

N/A - Information is not yet available.

Source: Caddo Parish Tax Assessor.

CADDO PARISH COMMISSION
Shreveport, Louisiana
Taxable Sales by Category
Last Ten Fiscal Years
(Unaudited)

	2016	2017	2018	2019	2020	2021	2022	2023	2024	2025
Motor Vehicle Dealers	$134,120,081	$132,555,488	$138,539,836	$149,613,985	$149,233,337	$171,235,025	$179,151,132	$192,935,305	$179,271,993	$189,139,922
Wholesale - Machinery, Equipment and Supplies	$49,667,615	$84,832,762	$65,185,663	$52,690,683	$68,489,819	$93,737,421	$165,212,915	$152,500,273	$130,325,443	$117,039,891
Oil and Gas Services - Mining	$24,532,643	$66,203,421	$92,013,327	$80,140,398	$53,301,319	$84,012,101	$155,841,206	$170,036,351	$109,667,849	$116,505,015
Equipment Leasing and Renting	$18,099,987	$31,031,738	$43,199,191	$14,885,499	$35,286,808	$53,897,526	$100,755,429	$90,224,977	$58,824,802	$71,803,909
Wholesale - Metals	$13,930,124	$15,862,243	$30,054,544	$40,913,380	$22,779,465	$58,633,963	$121,861,639	$128,206,633	$64,767,381	$55,378,647
Wholesale - Lumber and Other Construction Materials	$24,899,318	$21,697,671	$21,234,681	$38,102,118	$39,368,889	$44,640,940	$65,184,455	$60,200,373	$65,634,795	$83,437,587
Grocery Stores	$34,855,886	$34,866,687	$37,059,827	$38,191,755	$40,630,043	$46,797,355	$53,271,140	$54,385,178	$53,715,213	$55,947,757
Chemicals and Allied Products	$12,820,847	$11,452,243	$14,922,157	$17,015,038	$45,100,389	$51,779,883	$68,071,160	$48,004,246	$52,683,575	$71,321,646
Restaurants	$21,346,233	$21,763,885	$23,815,426	$30,351,697	$32,389,313	$36,576,635	$40,187,529	$41,789,351	$42,692,293	$44,620,472
Automotive Repair Shops	$10,342,466	$10,096,729	$13,109,720	$14,885,499	$14,846,679	$18,418,221	$17,780,153	$22,724,467	$23,065,413	$24,917,721
All Others	$240,077,110	$265,054,250	$308,635,807	$364,223,702	$287,732,590	$338,839,619	$408,182,322	$439,448,541	$438,790,541	$506,784,689
Total	$ 584,692,310	$ 695,417,117	$ 787,770,179	$ 841,013,754	$ 789,158,651	$ 998,568,689	$ 1,375,499,080	$ 1,400,455,695	$ 1,219,439,298	$ 1,336,897,255
Sales tax rate	1.50%	1.50%	1.50%	1.50%	1.50%	1.50%	1.50%	1.50%	1.50%	1.50%

See accompanying independent auditor's report.

CADDO PARISH COMMISSION
Shreveport, Louisiana

Direct and Overlapping Sales Tax Rates
Last Ten Fiscal Years
(Unaudited)

Year	Sales Tax District #1	Caddo Parish School Board	Caddo Law Enforcement District	State of Louisiana	Total Rate
2016	1.50	1.50	0.35	5.00	8.35
2017	1.50	1.50	0.35	5.00	8.35
2018	1.50	1.50	0.35	4.45	7.80
2019	1.50	1.50	0.35	4.45	7.80
2020	1.50	1.50	0.35	4.45	7.80
2021	1.50	1.50	0.35	4.45	7.80
2022	1.50	1.50	0.35	4.45	7.80
2023	1.50	1.50	0.35	4.45	7.80
2024	1.50	1.50	0.35	4.45	7.80
2025	1.50	1.50	0.35	5.00	8.35

Source: Caddo-Shreveport Sales and Use Tax Commission.

CADDO PARISH COMMISSION
Shreveport, Louisiana
Sales Tax Revenue Payers by Industry
Last Ten Fiscal Years
(Unaudited)

	2016				2017				2018				2019				2020			
	Number of Filers	Percent of Total	Tax Collected	Percent of Total	Number of Filers	Percent of Total	Tax Collected	Percent of Total	Number of Filers	Percent of Total	Tax Collected	Percent of Total	Number of Filers	Percent of Total	Tax Collected	Percent of Total	Number of Filers	Percent of Total	Tax Collected	Percent of Total
Retail Trade	682	23.70%	$ 4,400,356	50.17%	700	24.01%	$4,754,394	45.58%	754	25.02%	$5,031,202	42.58%	1,012	30.02%	$5,379,350	42.65%	1,038	30.72%	$6,034,495	50.98%
Wholesale Trade	1,168	40.58%	1,982,181	22.59%	1,194	40.95%	$2,193,037	21.01%	1,184	39.30%	$2,548,978	21.56%	1,262	37.44%	$2,934,666	23.25%	1,221	36.13%	$2,552,629	21.55%
Manufacturing	81	2.81%	604,749	6.90%	71	2.43%	$707,543	6.78%	69	2.29%	$862,419	7.30%	80	2.37%	$1,194,618	9.47%	85	2.52%	$656,386	5.55%
Services	603	20.95%	827,299	9.43%	609	20.88%	$1,140,925	10.94%	645	21.41%	$1,324,479	11.21%	642	19.04%	$1,320,921	10.47%	654	19.35%	$1,134,748	9.59%
Mining	120	4.17%	372,620	4.25%	128	4.39%	$1,000,474	9.59%	136	4.51%	$1,465,429	12.40%	139	4.12%	$1,174,566	9.31%	130	3.85%	$759,953	6.42%
Transportation, Communications, Electric, & Gas	86	2.99%	401,977	4.58%	84	2.88%	$423,189	4.06%	85	2.82%	$317,074	2.68%	87	2.58%	$363,301	2.88%	86	2.55%	$397,895	3.36%
Other	30	1.04%	82,780	0.94%	28	0.96%	$42,569	0.41%	32	1.06%	$73,840	0.62%	37	1.10%	$62,523	0.50%	50	1.48%	$112,686	0.95%
Construction	90	3.12%	74,420	0.85%	84	2.87%	$142,367	1.36%	91	3.01%	$155,094	1.31%	94	2.78%	$152,286	1.21%	98	2.89%	$144,266	1.22%
Agricultural	4	0.14%	17,110	0.20%	2	0.07%	$20,335	0.19%	3	0.10%	$33,393	0.28%	4	0.12%	$27,540	0.22%	4	0.12%	$39,567	0.33%
Finance, Insurance, & Real Estate	12	0.42%	6,765	0.08%	14	0.48%	$6,210	0.06%	13	0.43%	$4,262	0.04%	13	0.39%	$4,243	0.03%	12	0.36%	$4,702	0.04%
Government	2	0.07%	128	0.00%	2	0.07%	$214	0.00%	1	0.03%	$383	0.00%	1	0.03%	$192	0.00%	1	0.03%	$53	0.00%
Total	2,878	100.00%	$ 8,770,385	100.00%	2,916	100.00%	$10,431,257	100.00%	3,013	100.00%	$11,816,553	100.00%	3,371	100.00%	$12,614,206	100.00%	3,379	100.00%	$ 11,837,380	100.00%

	2021				2022				2023				2024				2025			
	Number of Filers	Percent of Total	Tax Collected	Percent of Total	Number of Filers	Percent of Total	Tax Collected	Percent of Total	Number of Filers	Percent of Total	Tax Collected	Percent of Total	Number of Filers	Percent of Total	Tax Collected	Percent of Total	Number of Filers	Percent of Total	Tax Collected	Percent of Total
Retail Trade	991	29.49%	$7,170,093	47.87%	1,016	29.63%	$7,892,225	38.25%	1,003	28.71%	$8,348,306	39.74%	1,019	29.74%	$8,239,299	45.04%	1045	29.22%	$ 8,834,723	44.12%
Wholesale Trade	1,245	37.04%	$3,759,373	25.09%	1,266	36.92%	$6,141,774	29.76%	1,306	37.38%	$5,781,053	27.52%	1,259	36.75%	$4,619,997	25.26%	1299	36.33%	$ 4,342,586	21.69%
Manufacturing	80	2.38%	$607,142	4.05%	149	4.35%	$2,320,634	11.25%	76	2.18%	$1,175,359	5.60%	75	2.19%	$995,538	5.45%	79	2.21%	$ 1,912,806	9.55%
Services	667	19.85%	$1,533,492	10.24%	658	19.19%	$2,320,389	11.25%	672	19.23%	$2,265,335	10.78%	677	19.76%	$1,802,058	9.85%	740	20.69%	$ 2,116,406	10.57%
Mining	133	3.96%	$1,243,010	8.30%	78	2.27%	$906,376	4.39%	142	4.06%	$2,536,774	12.08%	120	3.50%	$1,631,922	8.92%	114	3.19%	$ 1,728,396	8.63%
Transportation, Communications, Electric, & Gas	97	2.89%	$364,431	2.43%	103	3.00%	$484,648	2.35%	116	3.32%	$454,120	2.15%	110	3.21%	$447,515	2.45%	130	3.64%	$ 478,203	2.39%
Other	45	1.34%	$185,214	1.24%	100	2.92%	$291,370	1.41%	50	1.43%	$230,691	1.10%	50	1.46%	$267,240	1.46%	46	1.29%	$ 165,873	0.83%
Construction	87	2.58%	$95,289	0.64%	41	1.19%	$254,904	1.24%	113	3.23%	$197,498	0.94%	100	2.92%	$272,235	1.49%	108	3.02%	$ 422,239	2.11%
Agricultural	3	0.09%	$17,172	0.11%	4	0.12%	$16,985	0.08%	4	0.12%	$13,771	0.07%	2	0.06%	$13,096	0.07%	3	0.08%	$ 19,179	0.10%
Finance, Insurance, & Real Estate	12	0.36%	$3,240	0.02%	13	0.38%	$2,947	0.01%	12	0.34%	$3,919	0.02%	14	0.41%	$2,689	0.01%	12	0.34%	$ 2,687	0.01%
Government	1	0.03%	$73	0.00%	1	0.03%	$235	0.00%	0	0.00%	$0	0.00%	0	0.00%	$0	0.00%	0	0.00%	$ -	0.00%
Total	3,361	100.00%	$14,978,529	100.00%	3,429	100.00%	$20,632,487	100.00%	3,494	100.00%	$21,006,826	100.00%	3,426	100.00%	$18,291,589	100.00%	3,576	100.00%	$ 20,023,098	100.00%

Note: Due to confidentiality issues, the names of the ten largest revenue payees are not available
The categories presented are intended to provide alternative information regarding the sources o
the Parish's revenues. The amounts shown are gross collections prior to refunds and collections of
amounts due from prior years.

Source: Caddo-Shreveport Sales and Use Tax Commission

CADDO PARISH COMMISSION

Shreveport, Louisiana

Ratios of Outstanding Debt by Type
Last Ten Fiscal Years
(Unaudited)

Fiscal Year	General Obligation Bonds	Limited Tax Revenue Bonds	Certificates of Indebtedness	Unamortized Premiums or Discounts	Total Primary Government	Percentage of Personal Income (2)	Parish per Capita (2)
2016	$ 23,250,000	$ 4,640,000	$ 3,770,000	$ 1,512,553	$ 33,172,553	0.28%	$ 134
2017	$ 21,705,000	$ 4,390,000	$ 3,180,000	$ 1,372,509	$ 30,647,509	0.28%	$ 125
2018	$ 20,085,000	$ 4,130,000	$ 2,575,000	$ 1,232,465	$ 28,022,465	0.24%	$ 116
2019	$ 18,405,000	$ 4,000,000	$ 1,955,000	$ 1,092,420	$ 25,452,420	0.21%	$ 105
2020	$ 16,660,000	$ 12,870,000	$ 1,320,000	$ 1,866,129	$ 32,716,129	0.23%	$ 138
2021	$ 14,850,000	$ 12,240,000	$ 670,000	$ 1,677,993	$ 29,437,993	0.20%	$ 126
2022	$ 12,965,000	$ 11,590,000	$ -	$ 1,507,795	$ 26,062,795	0.33%	$ 113
2023	$ 31,010,000	$ 10,910,000	$ -	$ 2,089,848	$ 44,009,848	0.28%	$ 194
2024	$ 28,385,000	$ 10,195,000	$ -	$ 1,880,057	$ 40,460,057	0.24%	$ 179
2025	$ 25,655,000	$ 9,450,000	$ -	$ 1,670,269	$ 36,775,269	(1)	$ 163

Notes:

(1) 2025 data was not available.

(2) See the Schedule of Demographic and Economic Statistics for personal income and population data.

CADDO PARISH COMMISSION

Shreveport, Louisiana

Ratios of Net General Bonded Debt [1]
Last Ten Fiscal Years
(Unaudited)

Fiscal year	Population	Assessed value [1]	Gross bonded debt	Less debt service fund	Net bonded debt	Ratio of net bonded debt to assessed value	Net bonded debt per capita [2]
2016	255,613	2,087,956,114	$ 24,672,859	$ 3,343,742	$ 21,329,117	1.02%	$ 83
2017	245,150	2,093,594,788	$ 23,005,754	$ 3,582,379	$ 19,423,375	0.93%	$ 79
2018	241,173	2,114,072,827	$ 21,263,648	$ 3,859,473	$ 17,404,175	0.82%	$ 72
2019	242,922	2,158,335,924	$ 19,461,542	$ 4,177,682	$ 15,283,860	0.71%	$ 63
2020	236,335	2,175,706,893	$ 17,591,437	$ 4,466,416	$ 13,125,021	0.60%	$ 56
2021	234,408	2,197,777,142	$ 16,527,993	$ 4,783,892	$ 11,744,101	0.53%	$ 50
2022	230,130	2,272,365,043	$ 14,472,795	$ 5,113,304	$ 9,359,491	0.41%	$ 41
2023	226,887	2,459,321,185	$ 32,330,370	$ 5,482,085	$ 26,848,285	1.09%	$ 118
2024	225,668	2,576,738,341	$ 29,543,672	$ 4,886,067	$ 24,657,605	0.96%	$ 109
2025	225,027	2,665,097,680	$ 26,651,975	$ 4,310,585	$ 22,341,390	0.84%	$ 99

Notes:

(1) Does not include certificates of indebtedness.

(2) Population data can be found in the Schedule of Demographic and Economic Statistics.

See accompanying independent auditor's report.

CADDO PARISH COMMISSION
Shreveport, Louisiana

Direct and Overlapping Governmental Activities Debt
As of December 31, 2025
(dollars in thousands)
(Unaudited)

Governmental Unit	Debt Outstanding	Estimated Percentage Applicable	Estimated Direct and Overlapping Debt
Debt repaid with property taxes			
Caddo Parish School Board	$ 97,791	100%	$ 97,791
City of Shreveport	261,029	99%	$ 258,419
Subtotal, overlapping debt			356,210
Parish direct debt			35,105
Unamortized premium			1,670
Total direct and overlapping debt			$ 392,985

Note: Overlapping debt is computed to demonstrate the total property tax burden on the taxpayers within the Caddo Parish Commission's geographic jurisdiction and the total debt that their property taxes will be expected to repay.

Source: Assessed value data used to estimate applicable percentages provided by the Caddo Parish Tax Assessor. Debt outstanding provided by staff of the separate governmental organizations and their audited financial statements.

CADDO PARISH COMMISSION
Shreveport, Louisiana

Legal Debt Margin Information
Last Ten Fiscal Years
(Unaudited)

	Fiscal Year									
	2016	**2017**	**2018**	**2019**	**2020**	**2021**	**2022**	**2023**	**2024**	**2025**
Debt limit – 10% of assessed value for any one purpose	$ 208,795,611	$ 209,359,479	$ 211,407,283	$ 215,833,592	$ 217,570,689	$ 219,777,714	$ 227,236,504	$ 245,932,119	$ 257,673,834	$ 266,509,768
Deduct – amount of debt applicable to debt limit	24,672,859	23,005,754	21,263,648	19,461,542	17,591,437	15,662,331	14,472,795	32,330,370	29,543,672	26,651,975
Legal debt margin	$ 184,122,752	$ 186,353,725	$ 190,143,635	$ 196,372,050	$ 199,979,252	$ 204,115,383	$ 212,763,709	$ 213,601,749	$ 228,130,162	$ 239,857,793
Total debt applicable to the limit as a percentage of debt limit	11.82%	10.99%	10.06%	9.02%	8.09%	7.13%	6.37%	13.15%	11.47%	10.00%

Legal Debt Margin Calculation for Fiscal Year 2025:

Assessed value	$ 2,665,097,680
Debt limit (10% of total assessed value)	266,509,768
Debt applicable to limit:	
General Obligation Bonds	26,651,975
Legal debt margin	$ 239,857,793

Note: Total debt applicable to limit includes all general obligation bonds payable from assessed property taxes in their original principal amount outstanding. State law allows a maximum 10% of the assessed valuation for bonded debt for any purpose. However, the 10% maximum can be exceeded if the aggregate issued for all purposes does not exceed 35% of the total assessed valuations.

CADDO PARISH COMMISSION

Shreveport, Louisiana

Demographic and Economic Statistics
Last Ten Fiscal Years
(Unaudited)

Fiscal Year	Caddo Parish Population	Caddo Parish Personal Income (in thousands)	Caddo Parish per Capita Personal Income	Parish Unemployment Rate
2016	247,597	$ 11,941,648	$ 47,987	6.60%
2017	245,150	$ 10,988,905	$ 44,565	5.80%
2018	241,173	$ 11,760,644	$ 49,242	5.00%
2019	242,922	$ 12,175,854	$ 50,690	5.00%
2020	236,335	$ 13,072,573	$ 55,047	8.30%
2021	234,408	$ 13,092,819	$ 57,420	4.10%
2022	230,130	$ 13,202,840	$ 57,648	4.00%
2023	226,887	$ 14,575,433	$ 64,383	4.10%
2024	225,668	$ 15,213,699	$ 67,649	4.60%
2025	225,027	(1)	(1)	4.10%

Note:

(1) 2025 data was not available.

Sources: Parish population provided by the Treasurer of the State of Louisiana. Population and personal income for Caddo Parish is provided by the Center for Business Research at Louisiana State University-Shreveport. Parish unemployment rate is provided by the Louisiana Department of Labor.

CADDO PARISH COMMISSION
Shreveport, Louisiana

Principal Employers
Years Ended 2025 and 2016
(Unaudited)

	2025			2016		
Employer	**Employees**	**Rank**	**Percentage of Area Employment**	**Employees**	**Rank**	**Percentage of Area Employment**
Barksdale Air Force Base	9,005	1	21.00%	10,284	1	11.15%
Willis Knighton Health System	8,323	2	19.00%	6,145	5	6.66%
Caddo Parish Public Schools	5,085	3	12.00%	6,815	2	7.39%
Ochsner LSU Health Shreveport*	4,500	4	10.00%	6,200	4	6.72%
Bossier Parish School Board	3,250	5	8.00%	2,926	6	3.17%
City of Shreveport	2,557	6	6.00%	2,814	7	3.05%
Amazon	2,300	7	5.00%			
Teleperformance	1,800	8	4.00%			
General Dynamics	1,300	9	3.00%			
Harrah's/Horseshoe Casino				1,800	9	1.95%
State of Louisiana				6,549	3	7.10%
Christus Schumpert Health System	1,100	10	3.00%	1,800	10	1.95%
Walmart/Sam's Store				2,006	8	2.17%
Total	39,220		91.00%	47,339		51.31%

Source: North Louisiana Economic Partnership

*Previously LSU Health Sciences Center

CADDO PARISH COMMISSION

Shreveport, Louisiana

Full-Time Equivalent Parish Government Employees by Function
Last Ten Fiscal Years
(Unaudited)

Function/Program	Full-time Equivalent Employees as of December 31,									
	2016	2017	2018	2019	2020	2021	2022	2023	2024	2025
General Government	27	32	29	31	33	33	31	33	35	35
Criminal Justice	81	80	81	76	76	77	76	79	63	66
Highways and Streets	69	64	61	62	57	65	65	65	57	58
Culture and Recreation	13	14	15	16	16	16	16	16	14	15
Health and Welfare	31	36	29	35	40	38	37	33	33	34
Building Facilities	68	68	67	70	66	66	64	62	68	68
Sanitation	36	36	33	35	39	33	32	34	30	30
Total	325	330	315	325	327	328	321	322	300	306

Source: Caddo Parish Commission.

CADDO PARISH COMMISSION
Shreveport, Louisiana
Operating Indicators by Function
Last Ten Fiscal Years
(Unaudited)

Function Governmental activities:	2016	2017	2018	2019	2020	2021	2022	2023	2024	2025
Public works										
Road miles constructed	-	0.48	0.25	-	0.78	-	-	1.27	1.07	-
Sanitation										
Refuse collected (tons/month)	1,319	1,290	1,057	1,296	1,465	1,427	1,371	1,399	1,359	1,476
Health and welfare										
Number of ground mosquito control assignments	1,458	1,062	1,166	1,198	924	953	930	827	831	835
Number of animals handled through the animal shelter	7,445	6,450	5,800	5,062	3,658	4,549	5,349	5,487	6,075	6,177
Culture and recreation										
Number of park pavilion rentals	40	65	60	45	-	-	19	5	-	-
Number of camping ground rentals	1,328	2,748	3,390	3,255	2,528	1,298	-	1,165	1,940	580
Economic Development										
Number of business licenses issued	1,494	1,442	1,495	1,502	1,423	1,404	1,374	1,097	1,337	50
Number of housing assistance clients	62	67	68	75	71	103	95	105	144	1,626

Source: Various Parish Departments and asset records.

CADDO PARISH COMMISSION
Shreveport, Louisiana

Capital Asset Statistics by Function
Last Ten Fiscal Years
(Unaudited)

Function	2016	2017	2018	2019	2020	2021	2022	2023	2024	2025
General government										
Number of general government buildings	7	7	7	7	7	7	7	7	7	7
Public safety										
Number of correctional facilities (adult and juvenile)	2	2	2	2	2	2	2	2	2	2
Public works										
Paved road miles	718.00	718.48	718.73	718.73	719.51	755.74	755.74	757.01	768.40	763.60
Unpaved road miles	65.00	65.00	65.00	65.00	65.00	8.00	8.00	8.00	3.57	3.57
Number of bridges maintained	166	166	166	166	166	166	166	166	166	165
Number of streetlights maintained	59	59	59	59	59	59	59	59	60	59
Sanitation										
Number of collection compactors	17	17	17	18	18	18	18	18	18	18
Health and welfare										
Number of animal services trucks	12	13	8	8	8	8	8	9	10	10
Number of mosquito control spray trucks	8	10	8	8	8	8	8	8	8	8
Culture and recreation										
Number of parks	14	14	14	14	14	14	14	14	14	14
Number of boat launches	7	6	5	5	5	5	5	5	5	5
Miles of trails	25	30	40	41	41	41	41	41	41	28.1
Number of historical markers	2	2	2	2	2	2	2	2	2	2
Acres of Parkland	1,100	1,100	1,100	1,100	1,100	1,100	1,100	1,100	1,100	1,100

Source: Various Parish Departments and asset records