Shelter Statistics

September 2026

Total Intake	507
Stray	373
Owner Surrenders	88
Seized/Custody	38
Adoption Returns	8

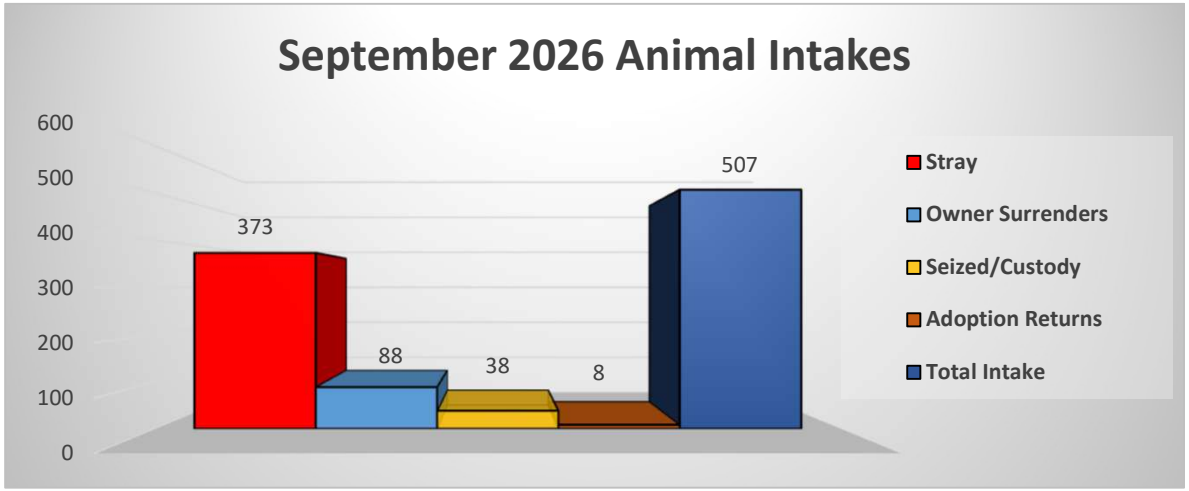

Rescue Transfers	68	15%
Adoptions	91	20%
Return to Owners	19	4%
Trap Neuter Release	97	22%
Euthanasia Dogs	162	36%
Euthanasia Cats	8	2%
Died (6)	6	1%
Total Outcome Cats/Dogs	451	

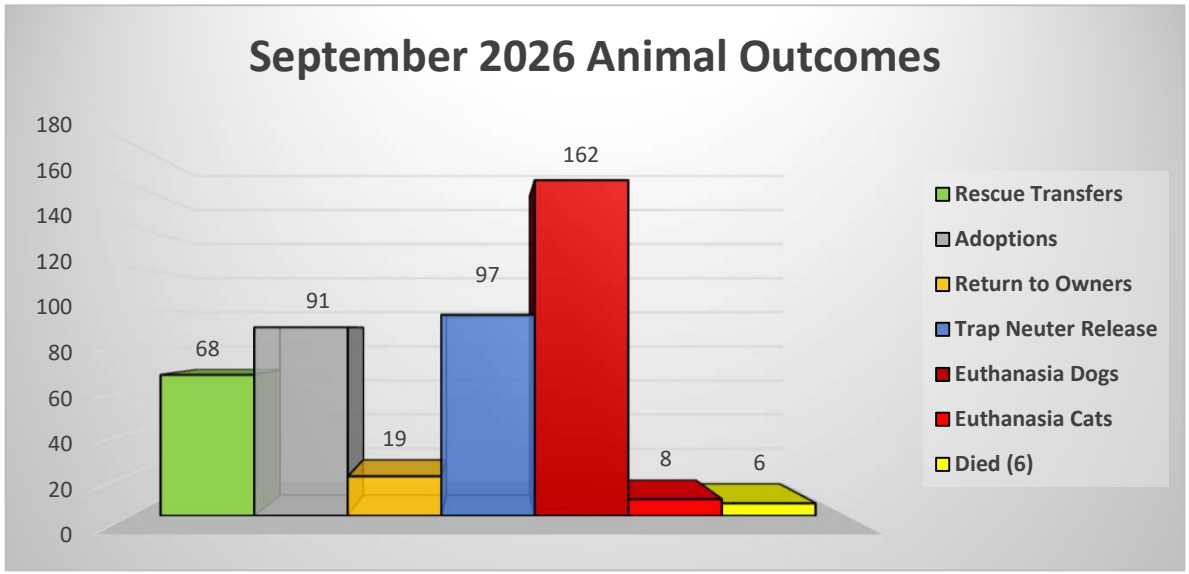

Total Outcomes **451**
Positive Outcomes **275**

The Annual Live Release Rate does not include 15 owner/guardian requested euthanasia (15 dogs) which was unhealthy & untreatable and 5 kittens and 1 puppy that died while in shelter care resulting in a 64% LRR. (451-21=430, 275/430=63.9%LRR)

Euthanasia Statistics

September 2026

Surrender Requests Dogs	15	9%
Surrender Requests Cats	0	0%
Medical-sick/injured Dogs	59	35%
Behavior/aggression Dogs	82	48%
Over Capacity Dogs	6	4%
Medical-sick/injured Cats	8	5%
Over Capacity Cats	0	0%
Total Outcome Cats/Dogs	170	

Total Outcomes	170
Shelter Outcomes	155

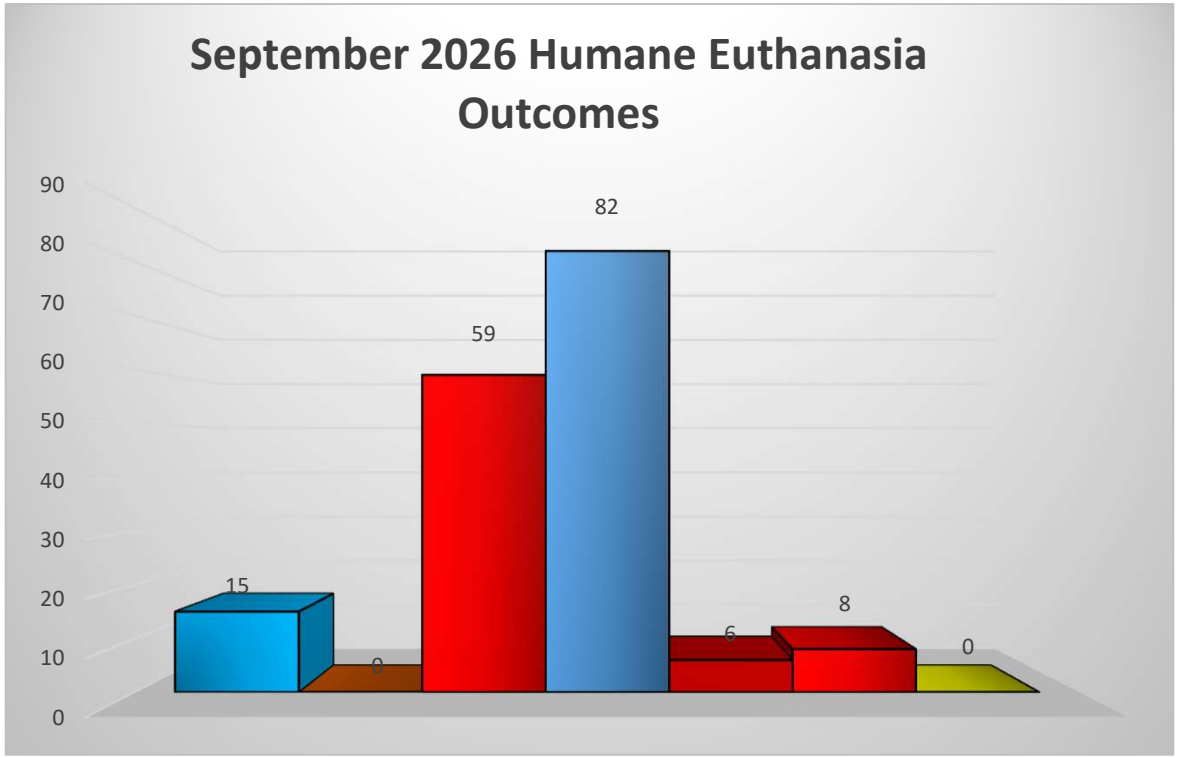

Humane euthanasia outcomes consist of owner surrender requests/end of life services, medical/illness/injuries, behavioral/bite history person or animal aggression/fractious/unpredictable, and capacity/space/length of stay.