Shelter Statistics

August 2026

Total Intake	493
Stray	341
Owner Surrenders	112
Seized/Custody	33
Adoption Returns	7

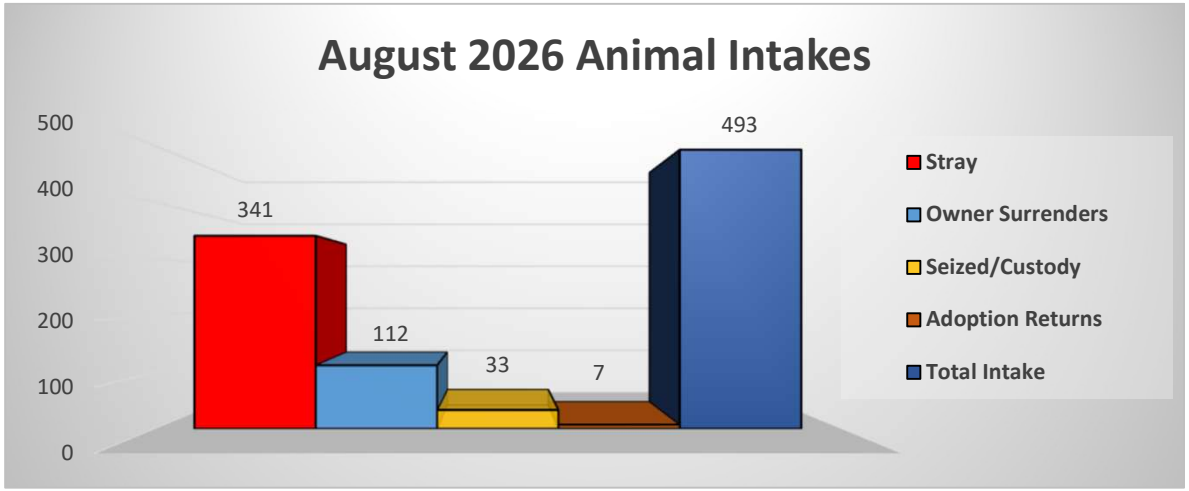

Rescue Transfers	51	10%
Adoptions	209	39%
Return to Owners	24	4%
Trap Neuter Release	93	17%
Euthanasia Dogs	129	24%
Euthanasia Cats	17	3%
Died (12) 1 Escaped	13	2%
Total Outcome Cats/Dogs	536	

Total Outcomes **536**
Positive Outcomes **377**

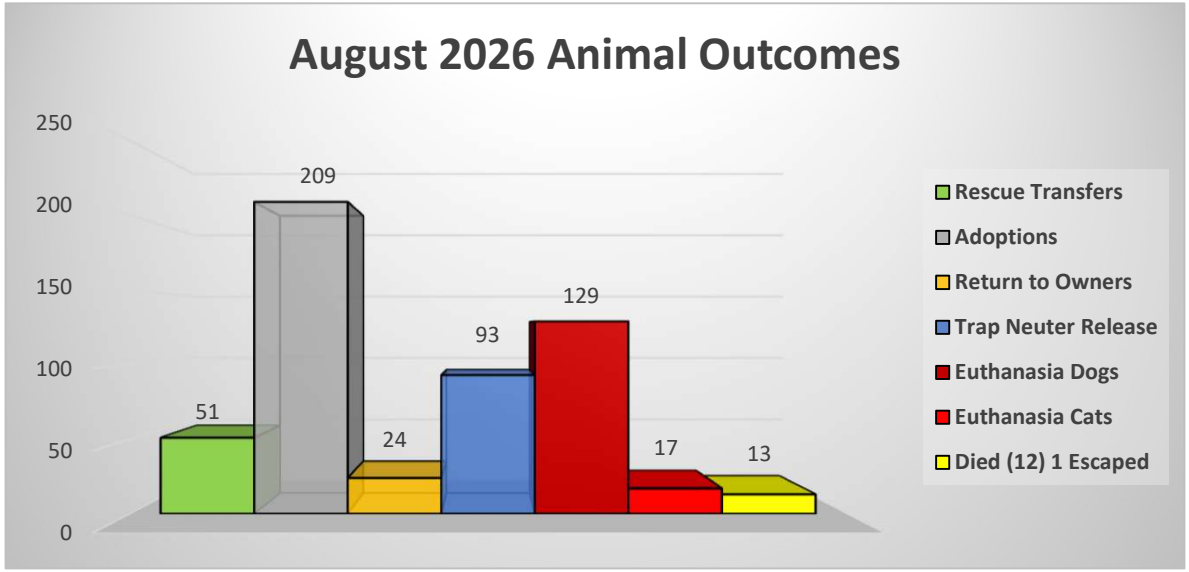

The Annual Live Release Rate does not include 12 owner/guardian requested euthanasia (11 dogs and 1 cat) which was unhealthy & untreatable and 8 kittens, 3 puppies and 1 dog that died, 1 dog escaped while in shelter care resulting in a 74% LRR. (536-25=511, 377/511=74%LRR)

Euthanasia Statistics

August 2026

Surrender Requests Dogs	11	8%
Surrender Requests Cats	1	1%
Medical-sick/injured Dogs	25	17%
Behavior/aggression Dogs	72	49%
Over Capacity Dogs	21	14%
Medical-sick/injured Cats	16	11%
Over Capacity Cats	0	0%
Total Outcome Cats/Dogs	146	

Total Outcomes	146
Shelter Outcomes	134

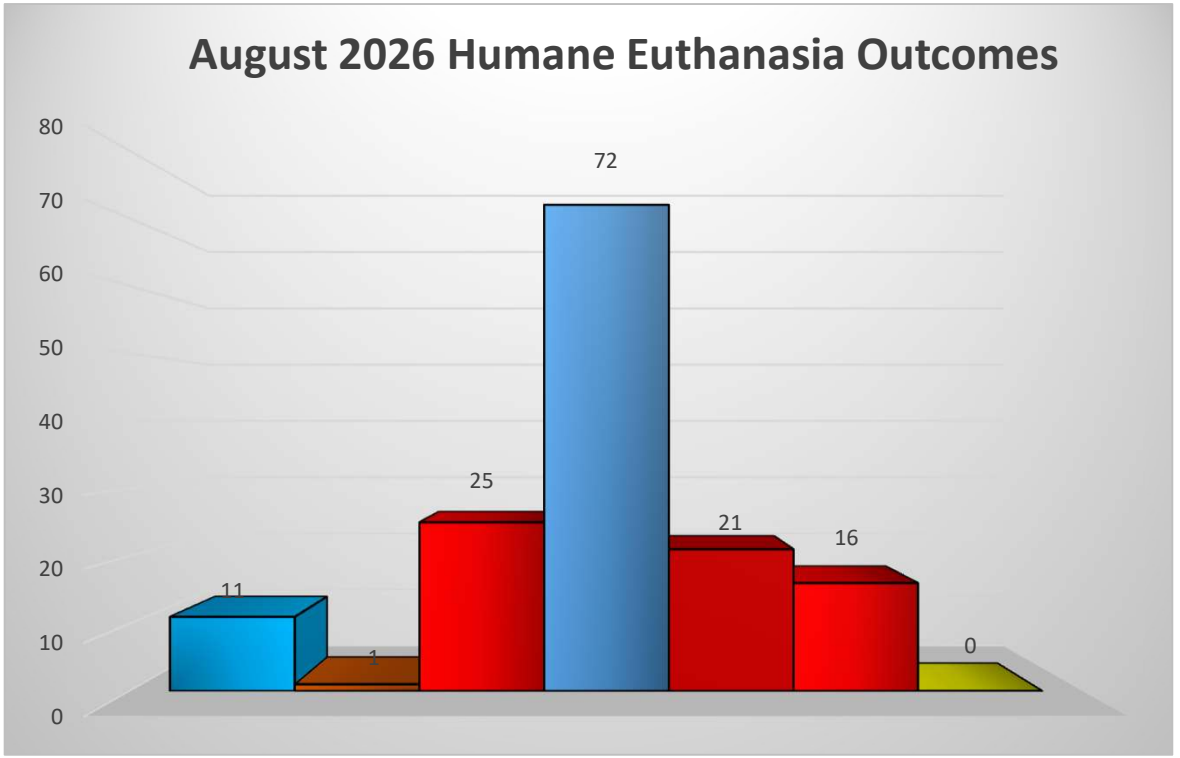

Humane euthanasia outcomes consist of owner surrender requests/end of life services, medical/illness/injuries, behavioral/bite history person or animal aggression/fractious/unpredictable, and capacity/space/length of stay.