

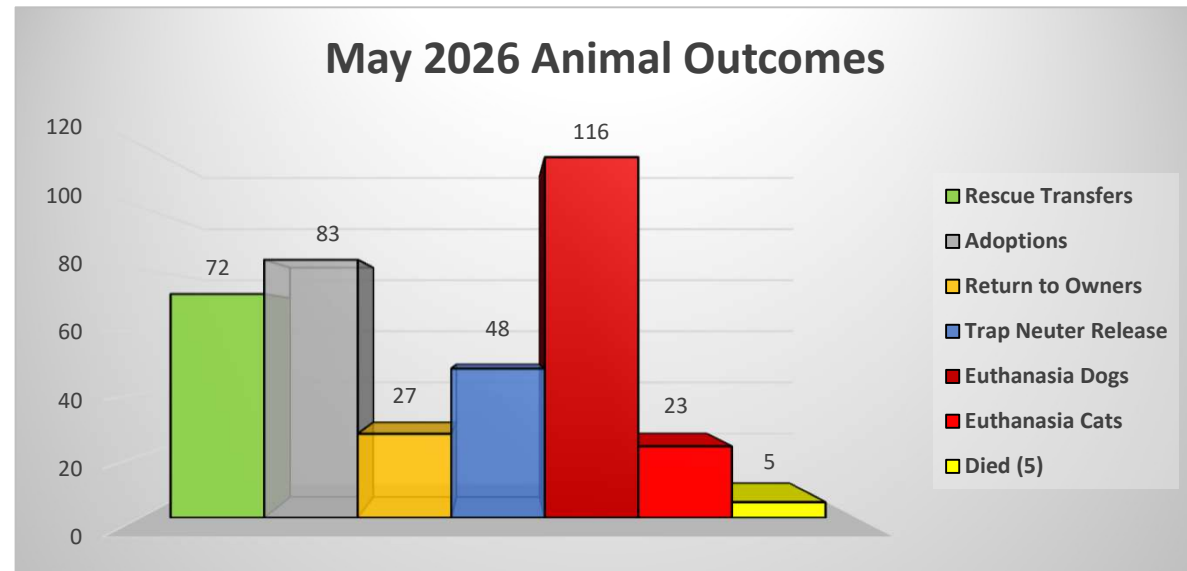
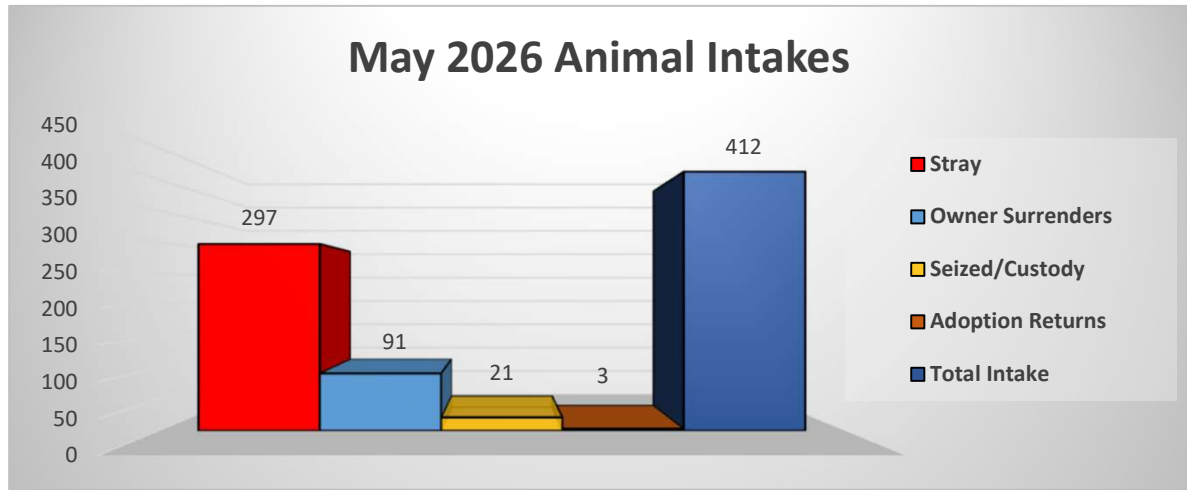
Shelter Statistics

May 2026

Total Intake	412
Stray	297
Owner Surrenders	91
Seized/Custody	21
Adoption Returns	3

Rescue Transfers	72	19%
Adoptions	83	22%
Return to Owners	27	7%
Trap Neuter Release	48	13%
Euthanasia Dogs	116	31%
Euthanasia Cats	23	6%
Died (5)	5	1%
Total Outcome Cats/Dogs	374	

Total Outcomes 374
Positive Outcomes 230



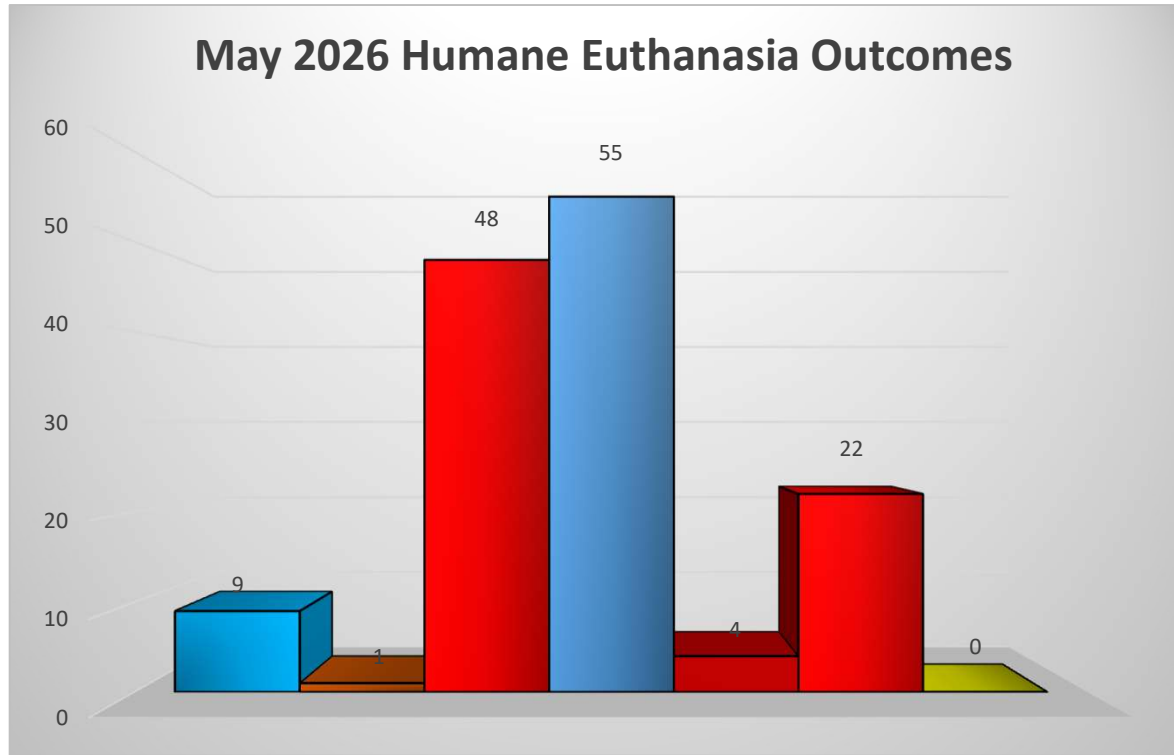
The Annual Live Release Rate does not include 10 owner/guardian requested euthanasia (9 dogs and 1 cat) which was unhealthy & untreatable and 3 kittens, 1 cat and 1 dog that died while in shelter care resulting in a 64% LRR. (374-15=359, 230/359=64.07%LRR)

Euthanasia Statistics

May 2026

Surrender Requests Dogs	9	6%
Surrender Requests Cats	1	1%
Medical-sick/injured Dogs	48	35%
Behavior/aggression Dogs	55	40%
Over Capacity Dogs	4	3%
Medical-sick/injured Cats	22	16%
Over Capacity Cats	0	0%
Total Outcome Cats/Dogs	139	

Total Outcomes **139**
Shelter Outcomes **129**



Humane euthanasia outcomes consist of owner surrender requests/end of life services, medical/illness/injuries, behavioral/bite history person or animal aggression/fractious/unpredictable, and capacity/space/length of stay.