

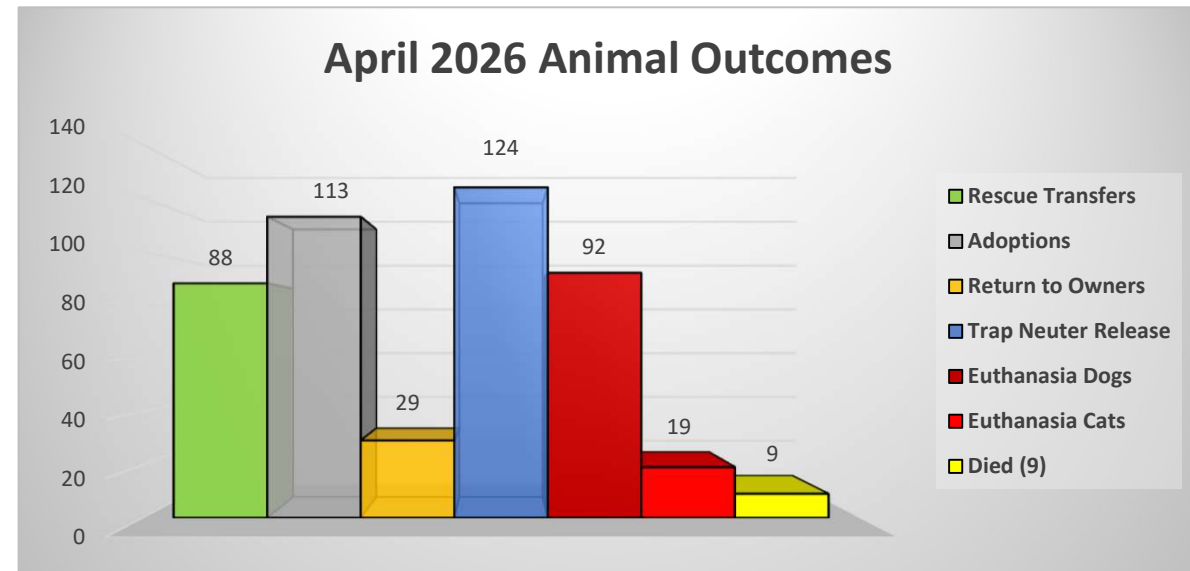
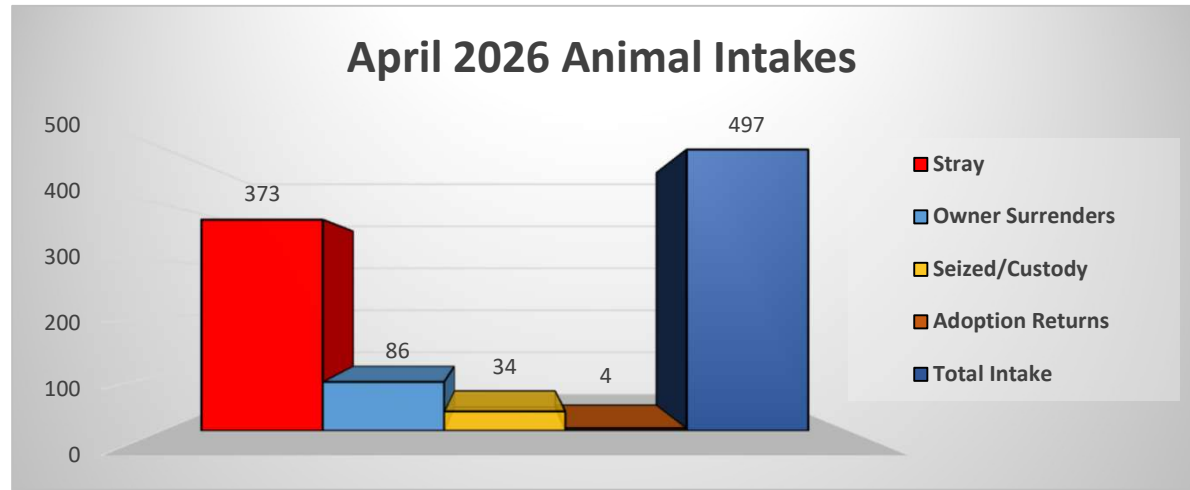
Shelter Statistics

April 2026

Total Intake	497
Stray	373
Owner Surrenders	86
Seized/Custody	34
Adoption Returns	4

Rescue Transfers	88	19%
Adoptions	113	24%
Return to Owners	29	6%
Trap Neuter Release	124	26%
Euthanasia Dogs	92	19%
Euthanasia Cats	19	4%
Died (9)	9	2%
Total Outcome Cats/Dogs	474	

Total Outcomes 474
Positive Outcomes 354



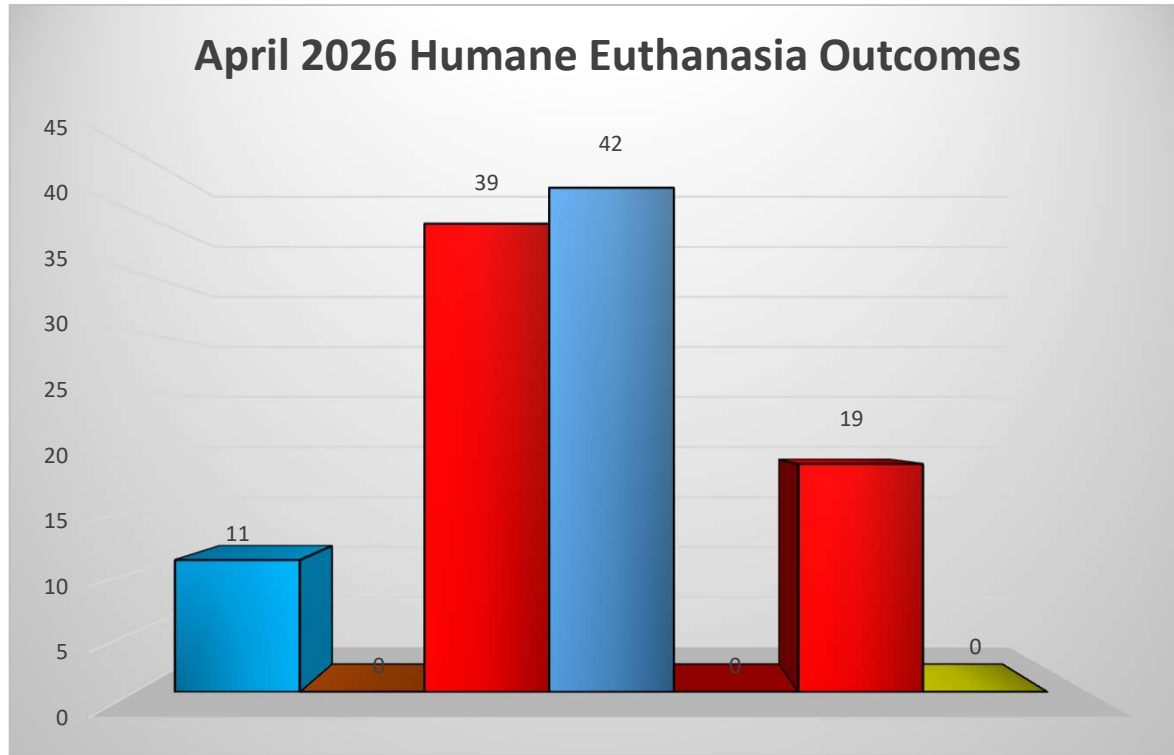
The Annual Live Release Rate does not include 11 owner/guardian requested euthanasia (11 dogs) which was unhealthy & untreatable and 3 kittens, 2 dogs and 6 puppies that died while in shelter care resulting in a 78% LRR. (474-20=454, 354/454=77.9%LRR)

Euthanasia Statistics

April 2026

Surrender Requests Dogs	11	10%
Surrender Requests Cats	0	0%
Medical-sick/injured Dogs	39	35%
Behavior/aggression Dogs	42	38%
Over Capacity Dogs	0	0%
Medical-sick/injured Cats	19	17%
Over Capacity Cats	0	0%
Total Outcome Cats/Dogs	111	

Total Outcomes **111**
 Shelter Outcomes **100**



Humane euthanasia outcomes consist of owner surrender requests/end of life services, medical/illness/injuries, behavioral/bite history person or animal aggression/fractious/unpredictable, and capacity/space/length of stay.