

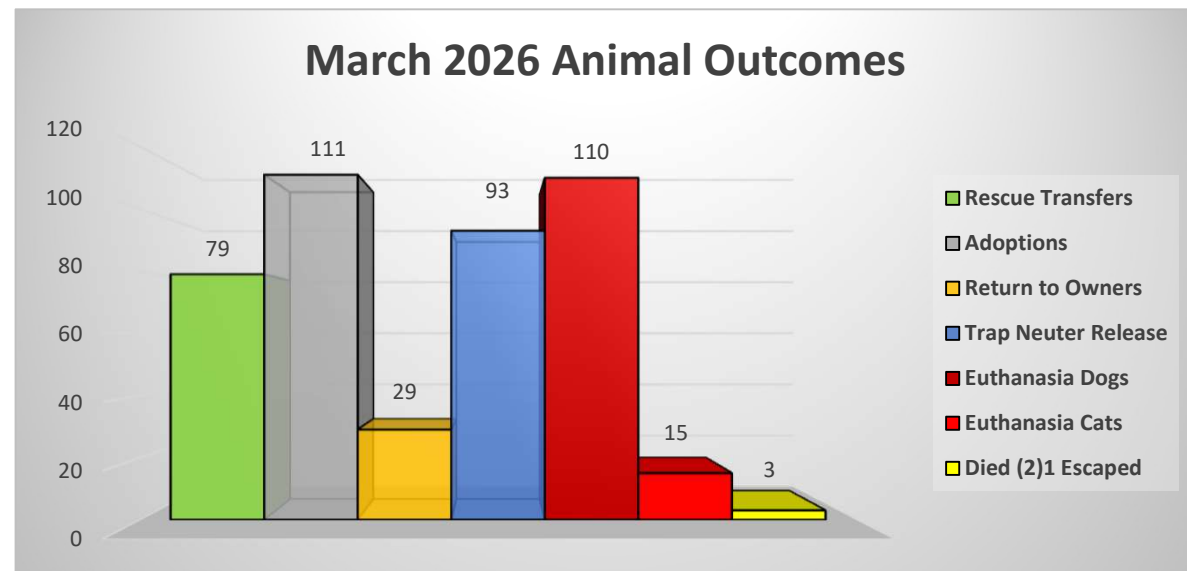
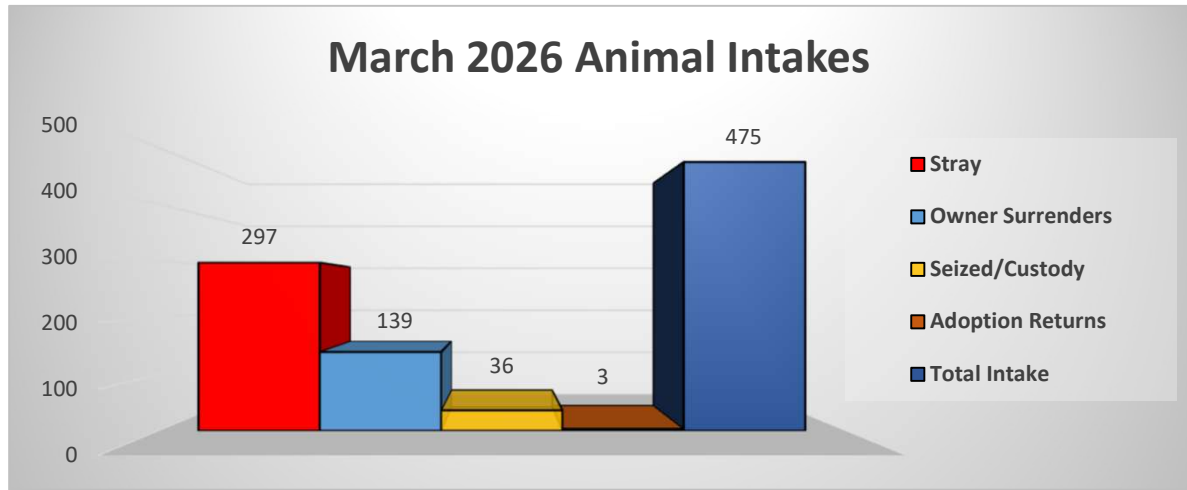
Shelter Statistics

March 2026

Total Intake	475
Stray	297
Owner Surrenders	139
Seized/Custody	36
Adoption Returns	3

Rescue Transfers	79	18%
Adoptions	111	25%
Return to Owners	29	7%
Trap Neuter Release	93	21%
Euthanasia Dogs	110	25%
Euthanasia Cats	15	3%
Died (2)1 Escaped	3	1%
Total Outcome Cats/Dogs	440	

Total Outcomes 440
Positive Outcomes 312



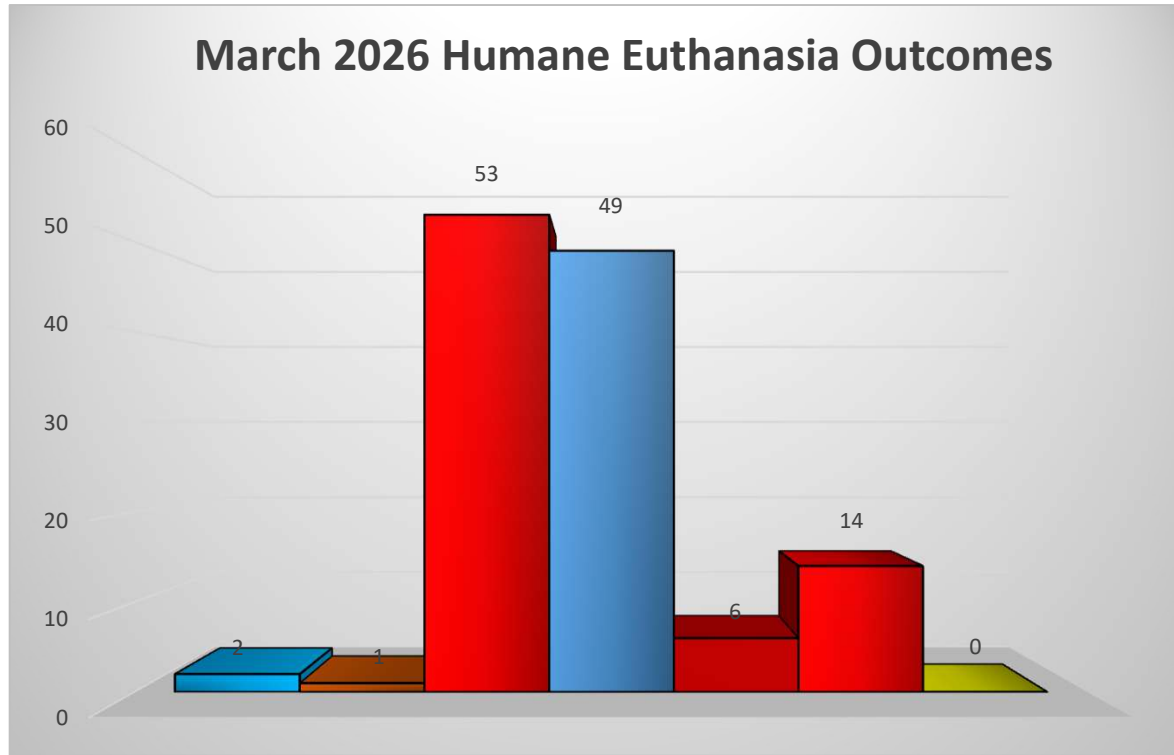
The Annual Live Release Rate does not include 3 owner/guardian requested euthanasia (2 dogs and 1 cat) which was unhealthy & untreatable and 1 kitten, 1 dog that died, 1 dog that escaped while in shelter care resulting in a 72% LRR. (440-6=434, 312/434=71.8%LRR)

Euthanasia Statistics

March 2026

Surrender Requests Dogs	2	2%
Surrender Requests Cats	1	1%
Medical-sick/injured Dogs	53	42%
Behavior/aggression Dogs	49	39%
Over Capacity Dogs	6	5%
Medical-sick/injured Cats	14	11%
Over Capacity Cats	0	0%
Total Outcome Cats/Dogs	125	

Total Outcomes **125**
 Shelter Outcomes **122**



Humane euthanasia outcomes consist of owner surrender requests/end of life services, medical/illness/injuries, behavioral/bite history person or animal aggression/fractious/unpredictable, and capacity/space/length of stay.