

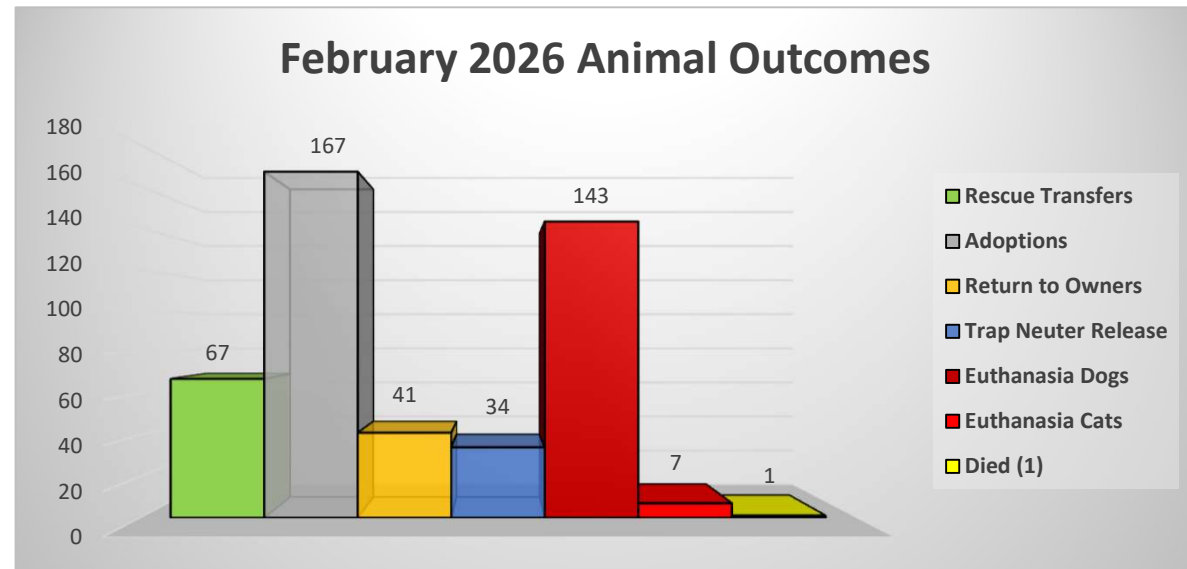
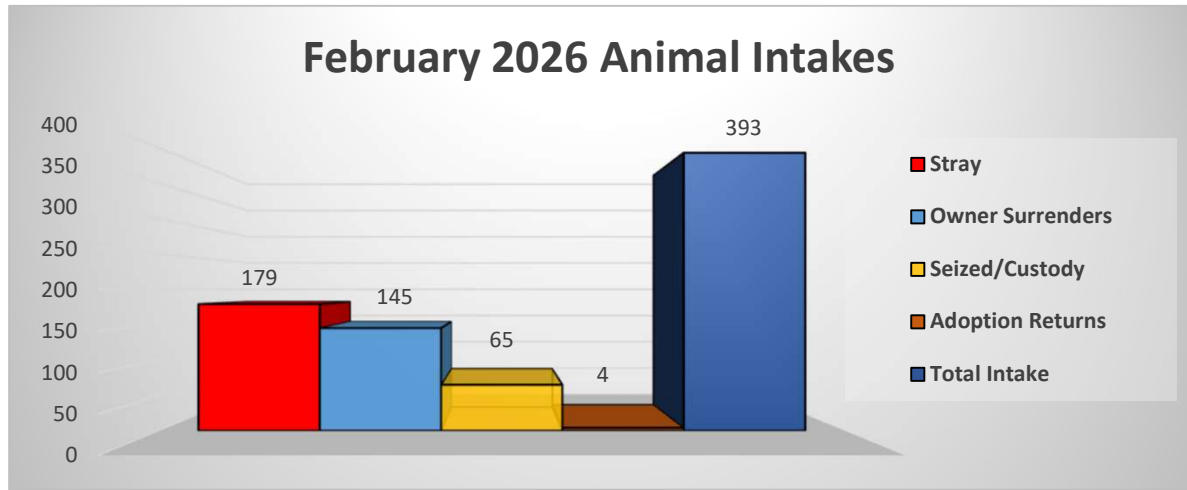
# Shelter Statistics

February 2026

|                  |     |
|------------------|-----|
| Total Intake     | 393 |
| Stray            | 179 |
| Owner Surrenders | 145 |
| Seized/Custody   | 65  |
| Adoption Returns | 4   |

|                         |     |     |
|-------------------------|-----|-----|
| Rescue Transfers        | 67  | 15% |
| Adoptions               | 167 | 36% |
| Return to Owners        | 41  | 9%  |
| Trap Neuter Release     | 34  | 7%  |
| Euthanasia Dogs         | 143 | 31% |
| Euthanasia Cats         | 7   | 2%  |
| Died (1)                | 1   | 0%  |
| Total Outcome Cats/Dogs | 460 |     |

**Total Outcomes 460**  
**Positive Outcomes 309**



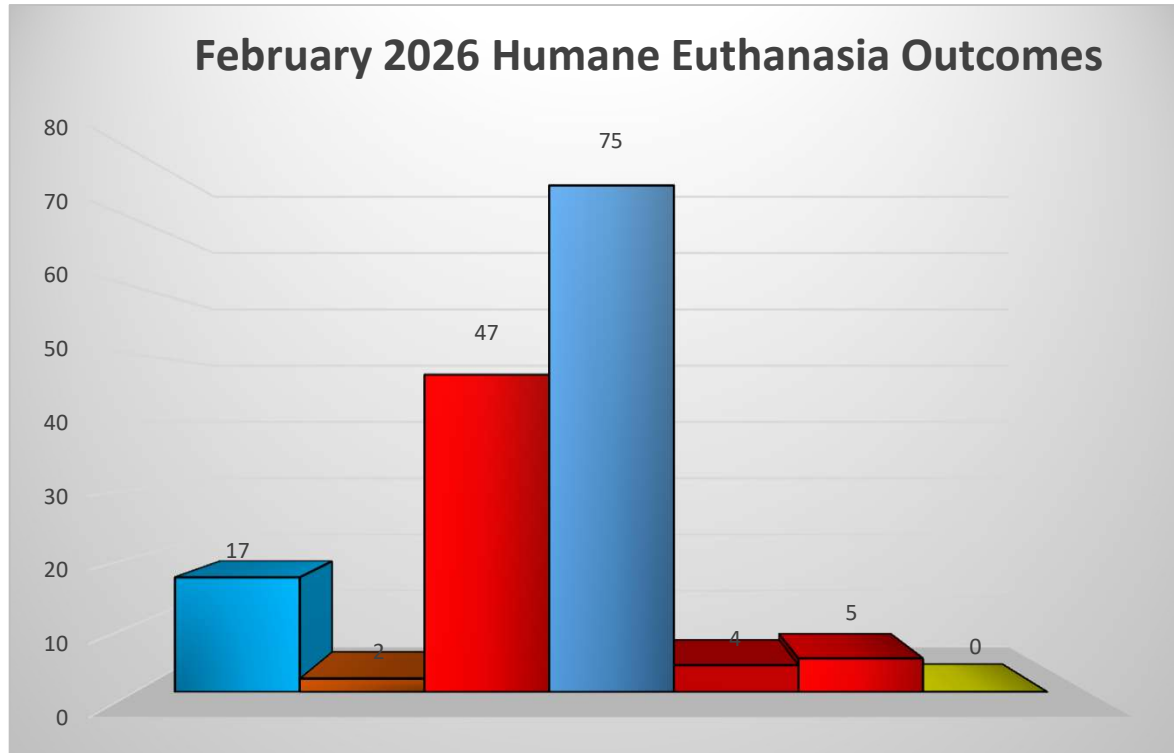
The Annual Live Release Rate does not include 19 owner/guardian requested euthanasia (17 dogs and 2 cats) which was unhealthy & untreatable and 1 kitten that died while in shelter care resulting in a 70% LRR. (460-20=440, 309/440=70.2%LRR )

## Euthanasia Statistics

February 2026

|                                |            |     |
|--------------------------------|------------|-----|
| Surrender Requests Dogs        | 17         | 11% |
| Surrender Requests Cats        | 2          | 1%  |
| Medical-sick/injured Dogs      | 47         | 31% |
| Behavior/aggression Dogs       | 75         | 50% |
| Over Capacity Dogs             | 4          | 3%  |
| Medical-sick/injured Cats      | 5          | 3%  |
| Over Capacity Cats             | 0          | 0%  |
| <b>Total Outcome Cats/Dogs</b> | <b>150</b> |     |

**Total Outcomes**                    **150**  
**Shelter Outcomes**                **131**



Humane euthanasia outcomes consist of owner surrender requests/end of life services, medical/illness/injuries, behavioral/bite history person or animal aggression/fractious/unpredictable, and capacity/space/length of stay.