

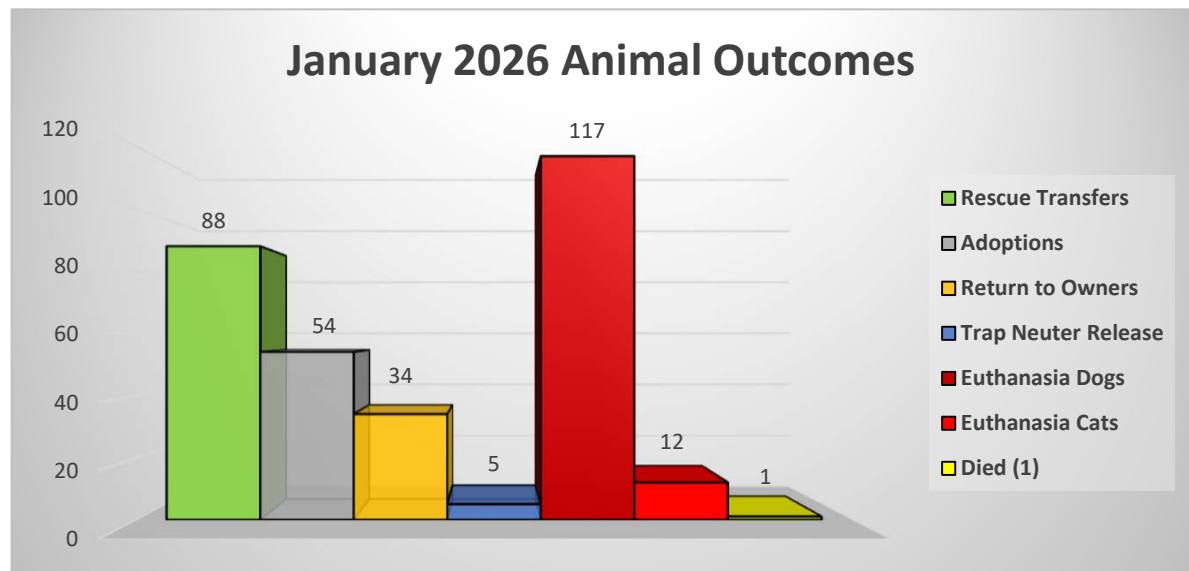
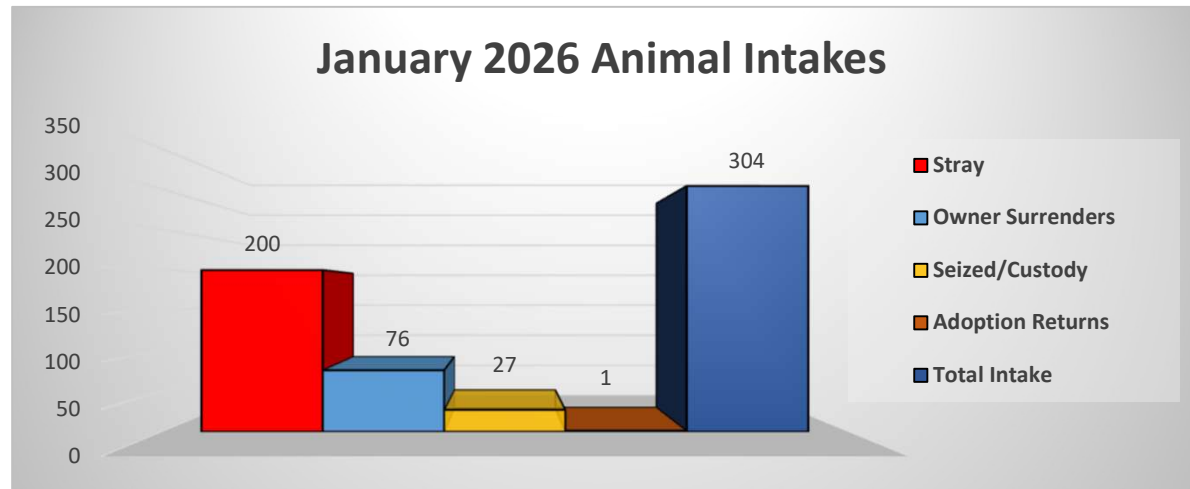
# Shelter Statistics

January 2026

Total Intake	304
Stray	200
Owner Surrenders	76
Seized/Custody	27
Adoption Returns	1

Rescue Transfers	88	28%
Adoptions	54	17%
Return to Owners	34	11%
Trap Neuter Release	5	2%
Euthanasia Dogs	117	38%
Euthanasia Cats	12	4%
Died (1)	1	0%
Total Outcome Cats/Dogs	311	

**Total Outcomes 311**  
**Positive Outcomes 181**



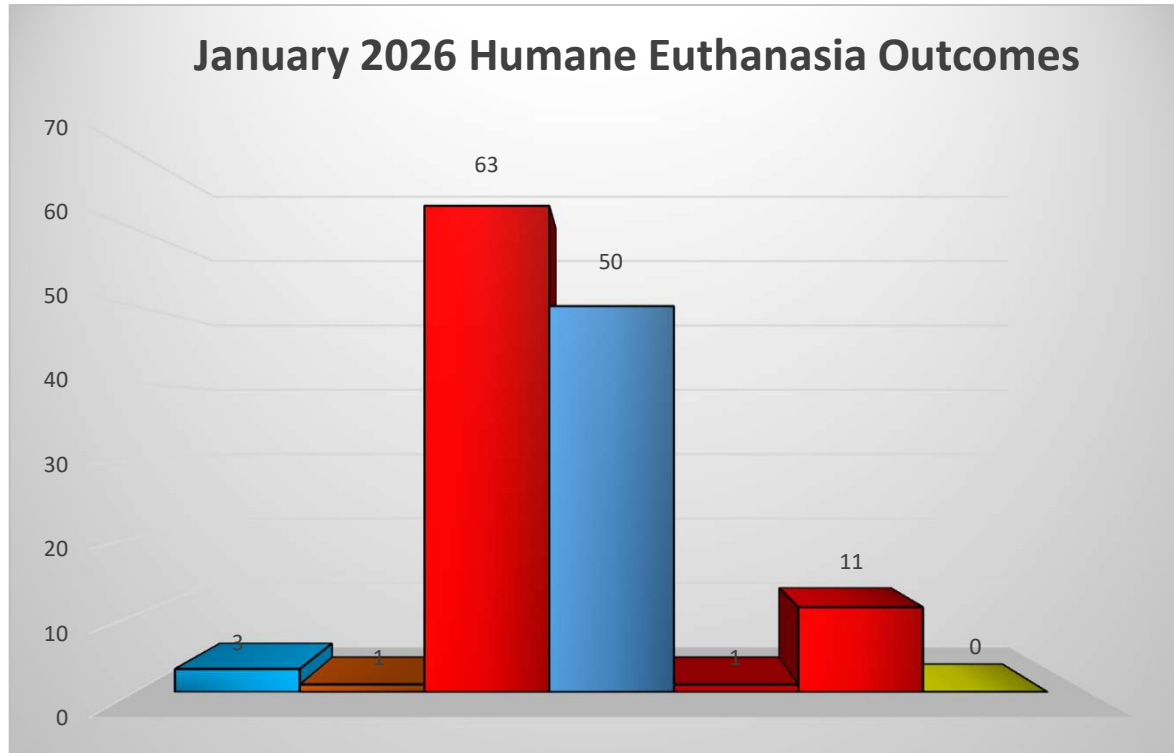
The Annual Live Release Rate does not include 4 owner/guardian requested euthanasia (3 dogs and 1 cat) which was unhealthy & untreatable and 1 dog that died while in shelter care resulting in a 59% LRR. (311-5=306, 181/306=59.1%LRR )

## Euthanasia Statistics

January 2026

Surrender Requests Dogs	3	2%
Surrender Requests Cats	1	1%
Medical-sick/injured Dogs	63	49%
Behavior/aggression Dogs	50	39%
Over Capacity Dogs	1	1%
Medical-sick/injured Cats	11	9%
Over Capacity Cats	0	0%
Total Outcome Cats/Dogs	129	

Total Outcomes **129**  
 Shelter Outcomes **125**



Humane euthanasia outcomes consist of owner surrender requests/end of life services, medical/illness/injuries, behavioral/bite history person or animal aggression/fractious/unpredictable, and capacity/space/length of stay.