

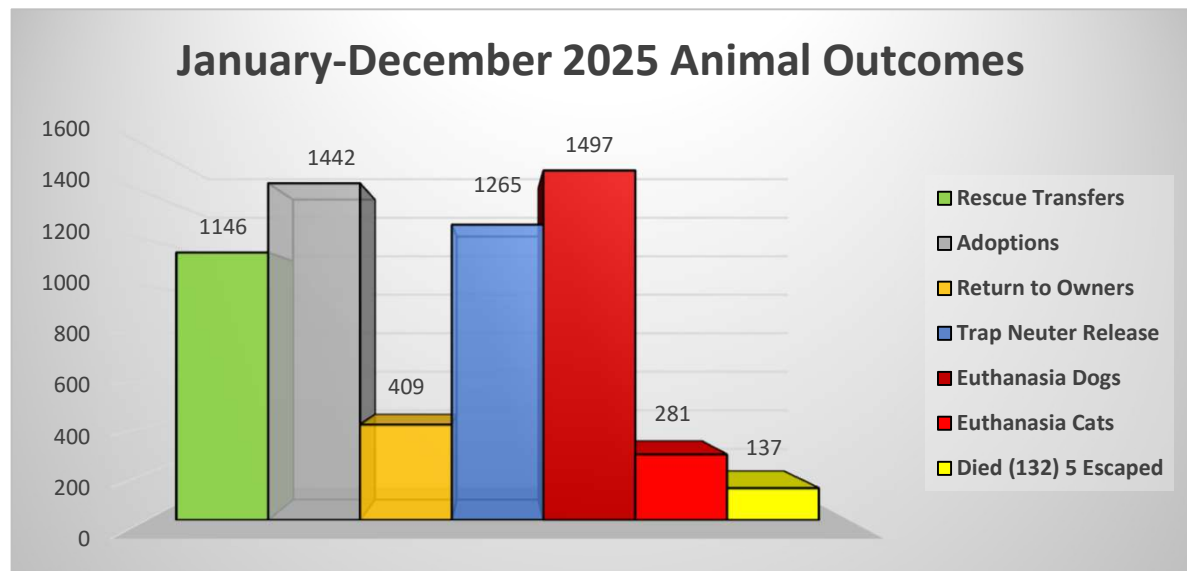
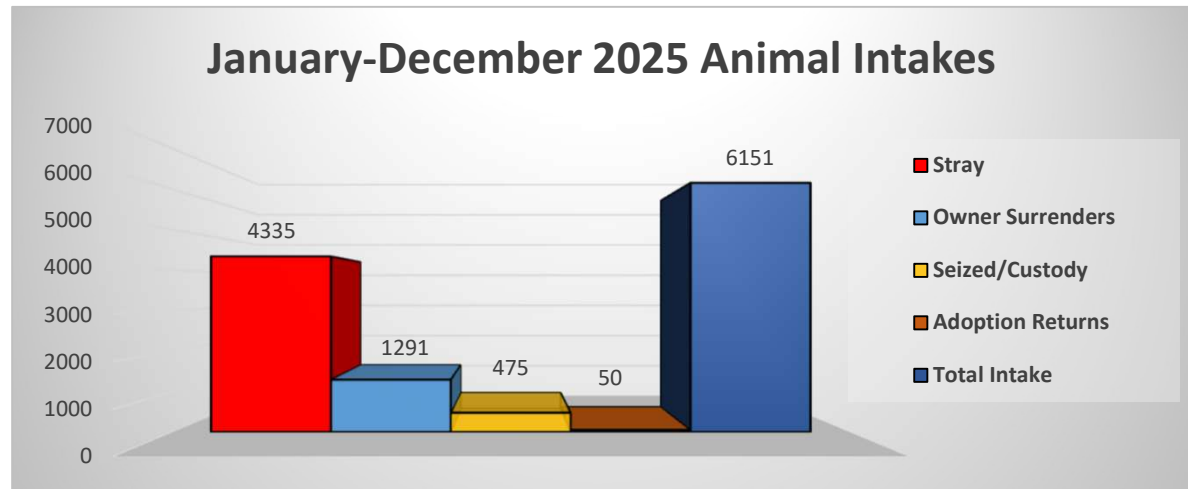
Shelter Statistics

January-December 2025

Total Intake	6151
Stray	4335
Owner Surrenders	1291
Seized/Custody	475
Adoption Returns	50

Rescue Transfers	1146	19%
Adoptions	1442	23%
Return to Owners	409	7%
Trap Neuter Release	1265	20%
Euthanasia Dogs	1497	24%
Euthanasia Cats	281	5%
Died (132) 5 Escaped	137	2%
Total Outcome Cats/Dogs	6177	

Total Outcomes 6177
Positive Outcomes 4262



The Annual Live Release Rate does not include 178 owner/guardian requested euthanasia (159 dogs, 12 cats) which were unhealthy & untreatable and 80 kittens, 13 cats, 14 dogs, 25 puppies that died and 3 dogs/2 cats escaped while in shelter care resulting in a 73% LRR. (6177-319=5863, 4262/5863=72.7%LRR)

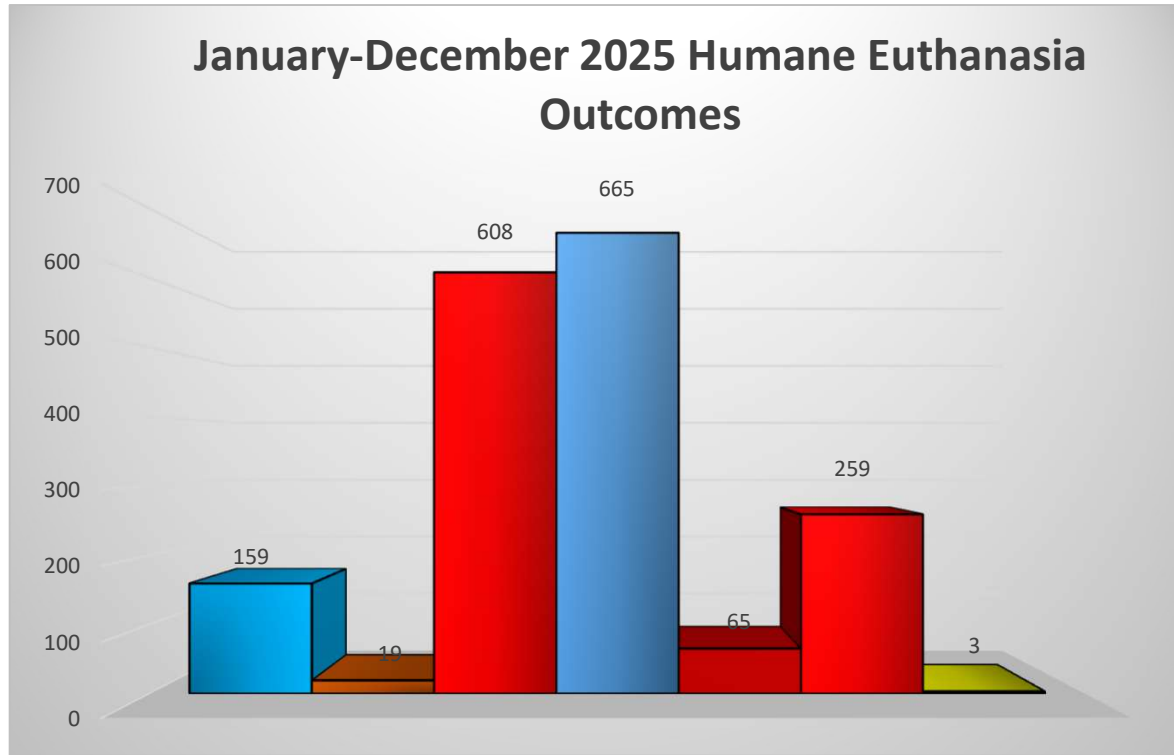
*2025 had the highest intakes since 2017. Record setting TNR placement. Highest volume of positive outcomes.

Euthanasia Statistics

January-December 2025

Surrender Requests Dogs	159	9%
Surrender Requests Cats	19	1%
Medical-sick/injured Dogs	608	34%
Behavior/aggression Dogs	665	37%
Over Capacity Dogs	65	4%
Medical-sick/injured Cats	259	15%
Over Capacity Cats	3	0%
Total Outcome Cats/Dogs	1778	

Total Outcomes 1778
Shelter Outcomes 1600



Humane euthanasia outcomes consist of owner surrender requests/end of life services, medical/illness/injuries, behavioral/bite history person or animal aggression/fractious/unpredictable, and capacity/space/length of stay.