

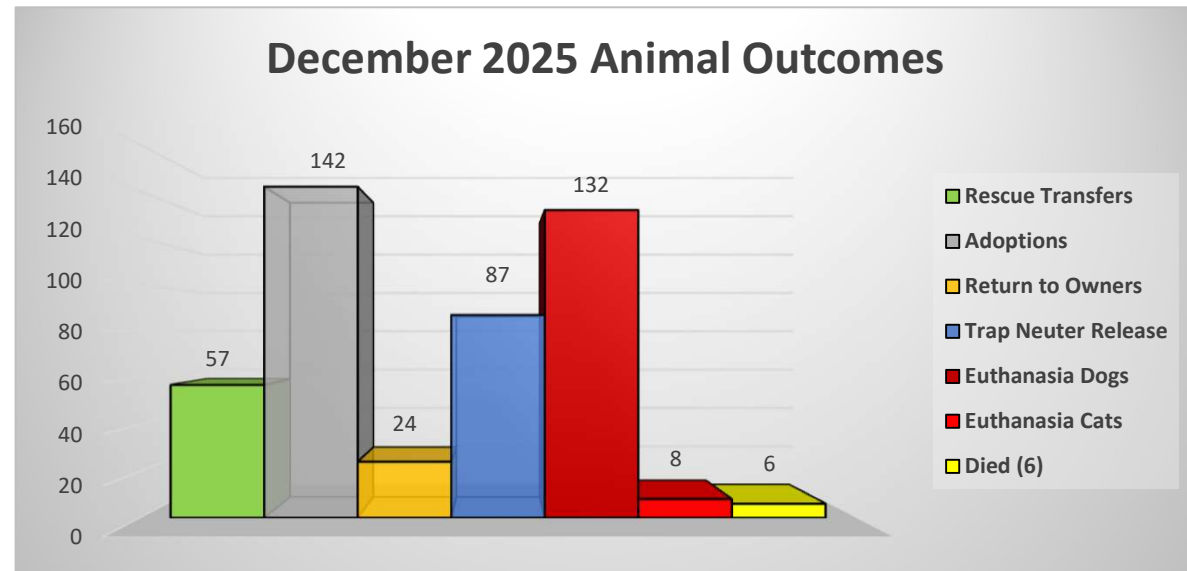
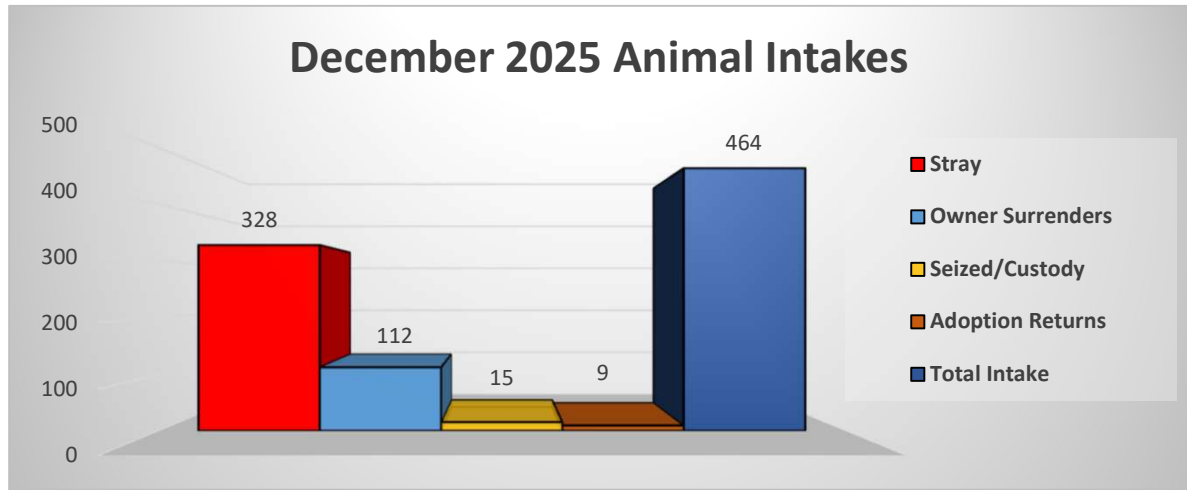
Shelter Statistics

December 2025

Total Intake	464
Stray	328
Owner Surrenders	112
Seized/Custody	15
Adoption Returns	9

Rescue Transfers	57	13%
Adoptions	142	31%
Return to Owners	24	5%
Trap Neuter Release	87	19%
Euthanasia Dogs	132	29%
Euthanasia Cats	8	2%
Died (6)	6	1%
Total Outcome Cats/Dogs	456	

Total Outcomes 456
Positive Outcomes 310



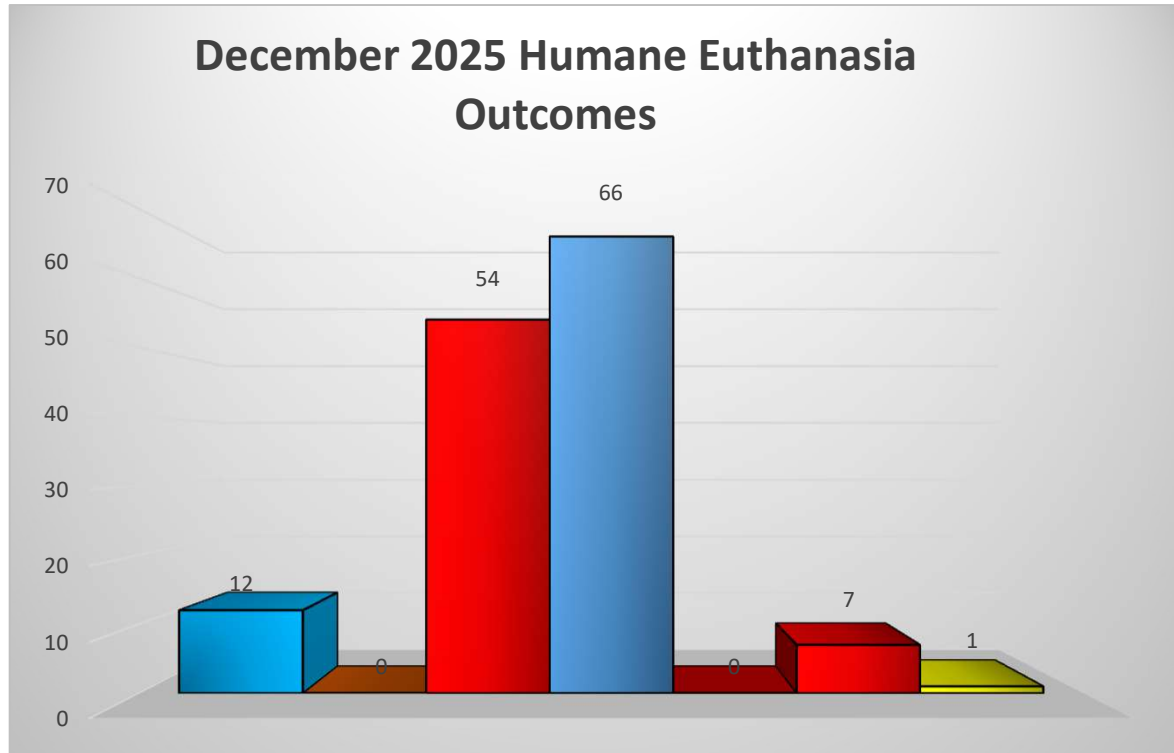
The Annual Live Release Rate does not include 12 owner/guardian requested euthanasia (12 dogs) which was unhealthy & untreatable and 4 kittens, 1 dog and 1 puppy that died while in shelter care resulting in a 71% LRR. (456-18=438, 310/438=70.7%LRR)

Euthanasia Statistics

December 2025

Surrender Requests Dogs	12	9%
Surrender Requests Cats	0	0%
Medical-sick/injured Dogs	54	39%
Behavior/aggression Dogs	66	47%
Over Capacity Dogs	0	0%
Medical-sick/injured Cats	7	5%
Over Capacity Cats	1	1%
Total Outcome Cats/Dogs	140	

Total Outcomes 140
Shelter Outcomes 128



Humane euthanasia outcomes consist of owner surrender requests/end of life services, medical/illness/injuries, behavioral/bite history person or animal aggression/fractious/unpredictable, and capacity/space/length of stay.