

Shelter Statistics

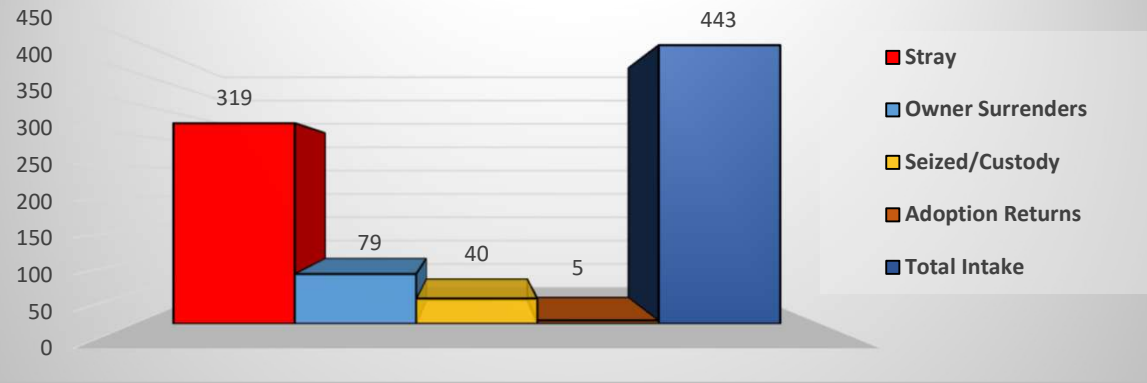
November 2025

Total Intake	443
Stray	319
Owner Surrenders	79
Seized/Custody	40
Adoption Returns	5

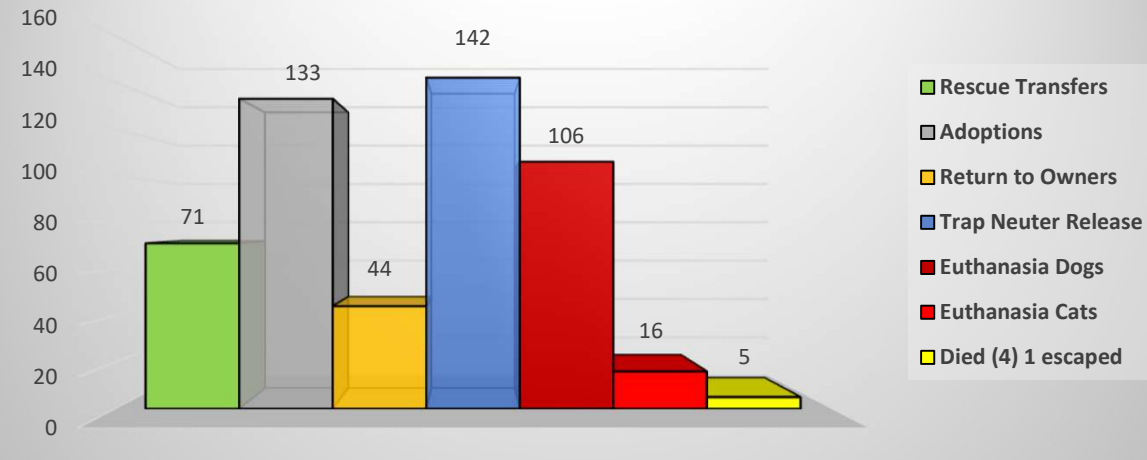
Rescue Transfers	71	14%
Adoptions	133	26%
Return to Owners	44	9%
Trap Neuter Release	142	27%
Euthanasia Dogs	106	21%
Euthanasia Cats	16	3%
Died (4) 1 escaped	5	1%
Total Outcome Cats/Dogs	517	

Total Outcomes 517
Positive Outcomes 390

November 2025 Animal Intakes



November 2025 Animal Outcomes

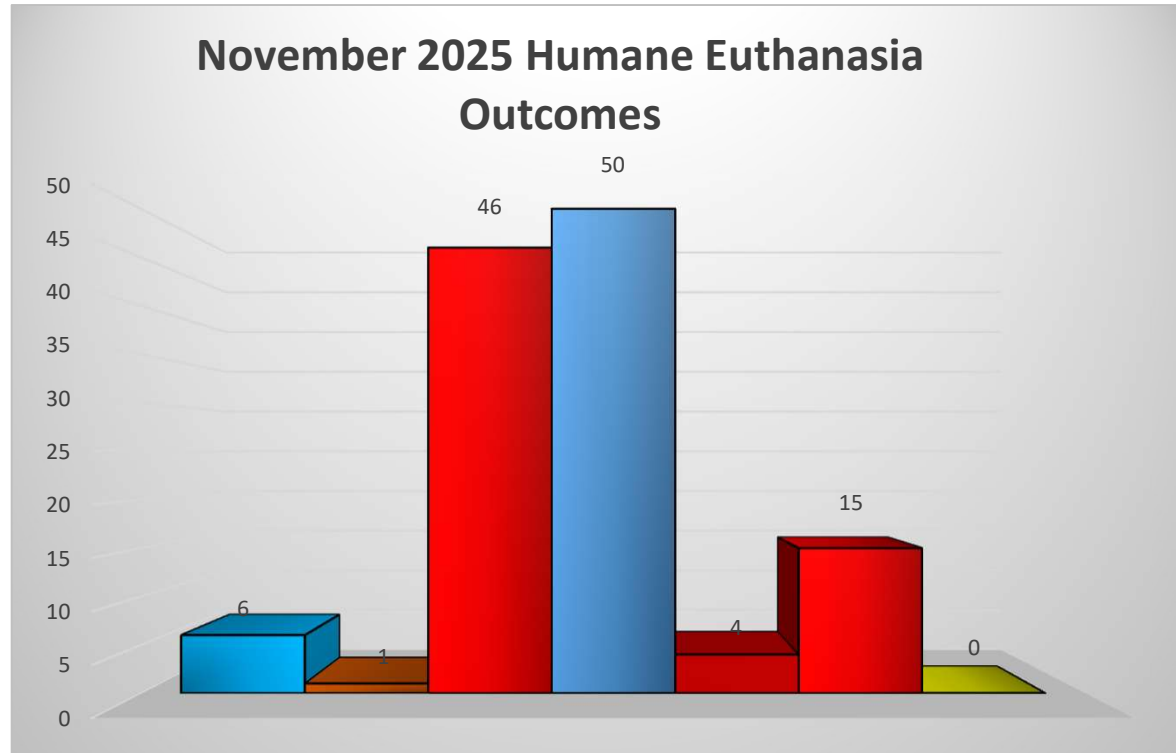


The Annual Live Release Rate does not include 7 owner/guardian requested euthanasia (6 dogs/ 1 cat) which was unhealthy & untreatable and 2 kittens, 1 dog and 1 puppy that died and 1 cat escaped while in shelter care resulting in a 77% LRR. (517-12=505, 390/505=77%LRR)

Euthanasia Statistics

November 2025

Surrender Requests Dogs	6	5%
Surrender Requests Cats	1	1%
Medical-sick/injured Dogs	46	38%
Behavior/aggression Dogs	50	41%
Over Capacity Dogs	4	3%
Medical-sick/injured Cats	15	12%
Over Capacity Cats	0	0%
Total Outcome Cats/Dogs	122	
Total Outcomes	122	
Shelter Outcomes	115	



Humane euthanasia outcomes consist of owner surrender requests/end of life services, medical/illness/injuries, behavioral/bite history person or animal aggression/fractious/unpredictable, and capacity/space/length of stay.