

Shelter Statistics

October 2025

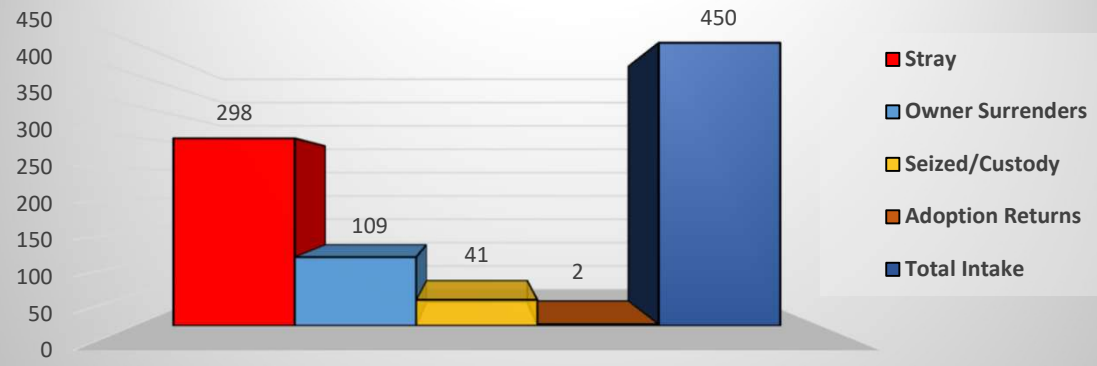
| | |
|------------------|-----|
| Total Intake | 450 |
| Stray | 298 |
| Owner Surrenders | 109 |
| Seized/Custody | 41 |
| Adoption Returns | 2 |

| | | |
|-------------------------|-----|-----|
| Rescue Transfers | 68 | 16% |
| Adoptions | 115 | 26% |
| Return to Owners | 34 | 8% |
| Trap Neuter Release | 2 | 0% |
| Euthanasia Dogs | 174 | 40% |
| Euthanasia Cats | 32 | 7% |
| Died (8) 1 escaped | 9 | 2% |
| Total Outcome Cats/Dogs | 434 | |

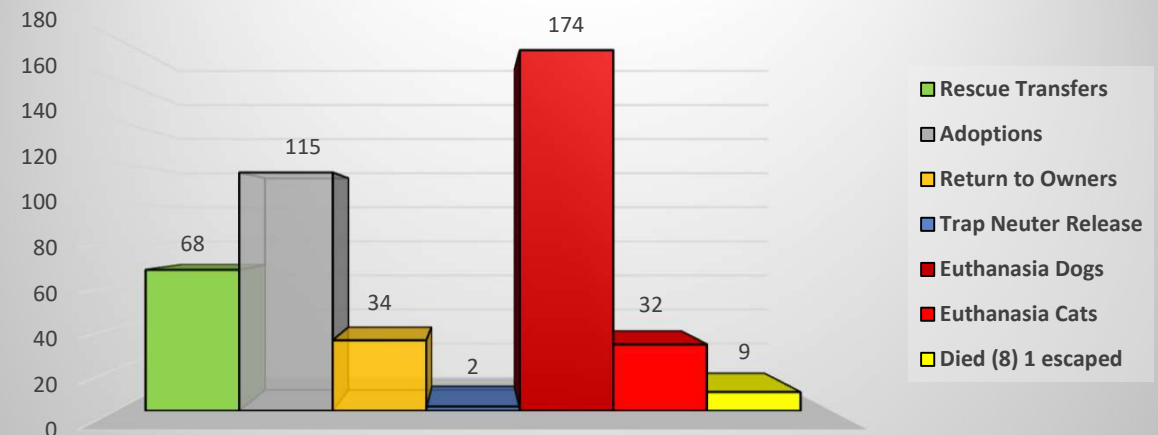
Total Outcomes 434

Positive Outcomes 219

October 2025 Animal Intakes



October 2025 Animal Outcomes



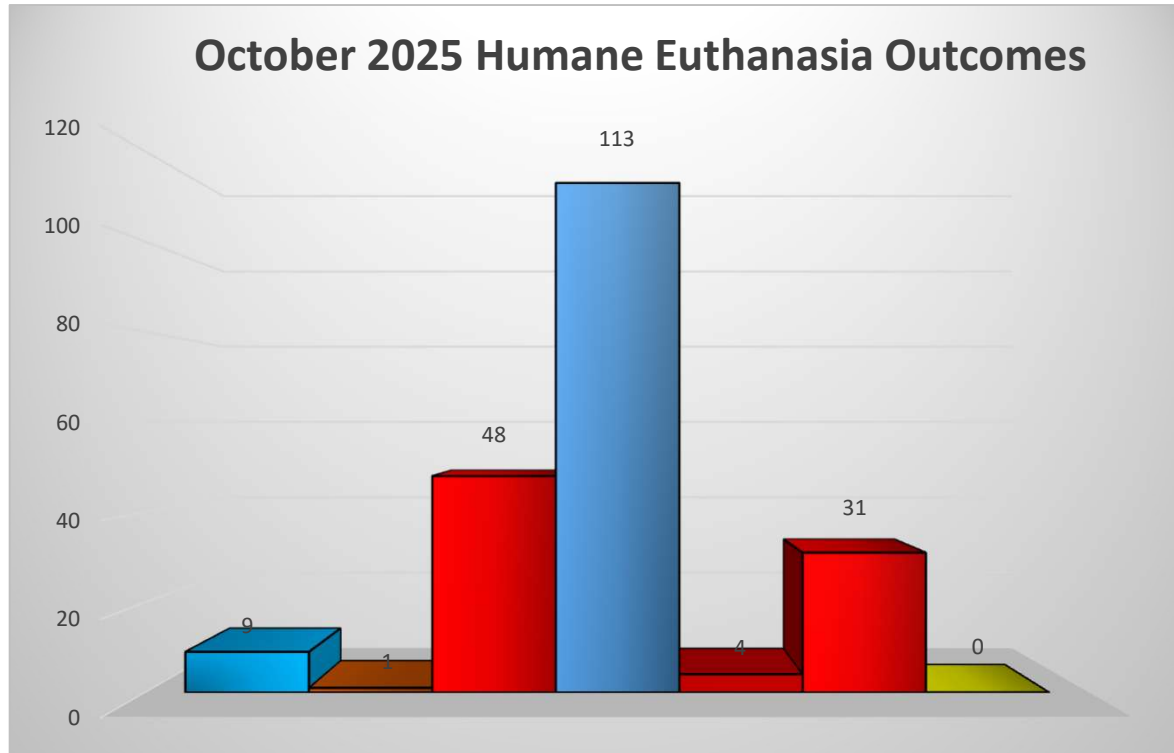
The Annual Live Release Rate does not include 10 owner/guardian requested euthanasia (9 dogs/ 1 cat) which was unhealthy & untreatable and 7 kittens, 1 dog that died and 1 dog escaped while in shelter care resulting in a 53% LRR. (434-19=415, 219/415=52.7%LRR)

Euthanasia Statistics

October 2025

| | | |
|---------------------------|-----|-----|
| Surrender Requests Dogs | 9 | 4% |
| Surrender Requests Cats | 1 | 0% |
| Medical-sick/injured Dogs | 48 | 23% |
| Behavior/aggression Dogs | 113 | 55% |
| Over Capacity Dogs | 4 | 2% |
| Medical-sick/injured Cats | 31 | 15% |
| Over Capacity Cats | 0 | 0% |
| Total Outcome Cats/Dogs | 206 | |

Total Outcomes 206
Shelter Outcomes 196



Humane euthanasia outcomes consist of owner surrender requests/end of life services, medical/illness/injuries, behavioral/bite history person or animal aggression/fractious/unpredictable, and capacity/space/length of stay.