

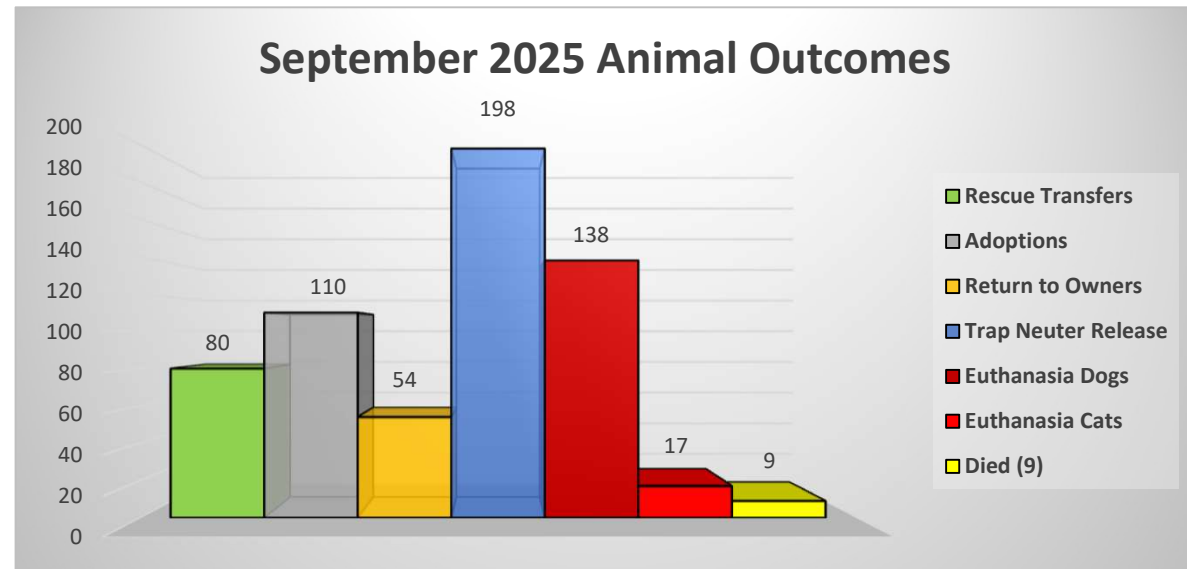
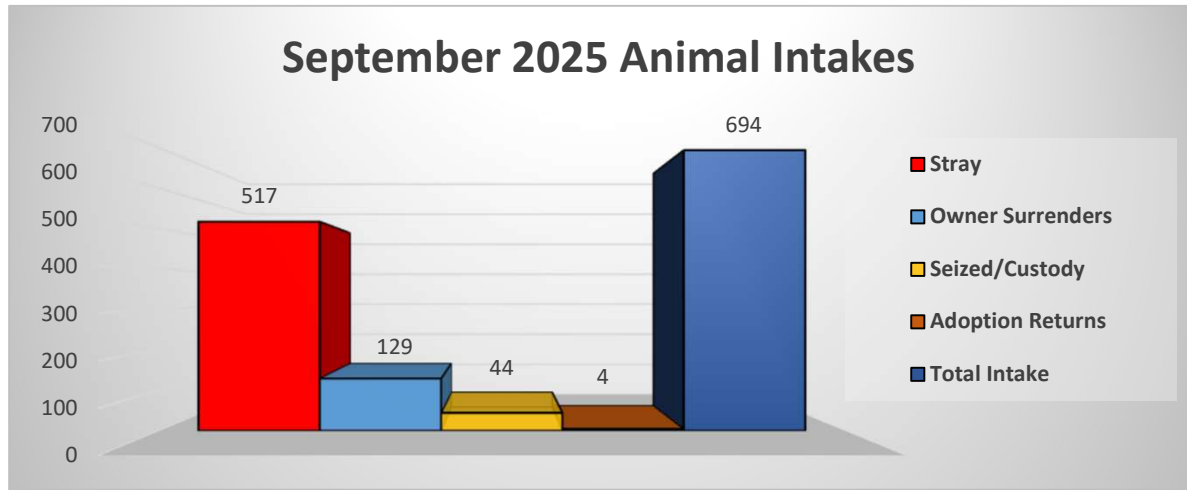
Shelter Statistics

September 2025

Total Intake	694
Stray	517
Owner Surrenders	129
Seized/Custody	44
Adoption Returns	4

Rescue Transfers	80	13%
Adoptions	110	18%
Return to Owners	54	9%
Trap Neuter Release	198	33%
Euthanasia Dogs	138	23%
Euthanasia Cats	17	3%
Died (9)	9	1%
Total Outcome Cats/Dogs	606	

Total Outcomes 606
Positive Outcomes 442



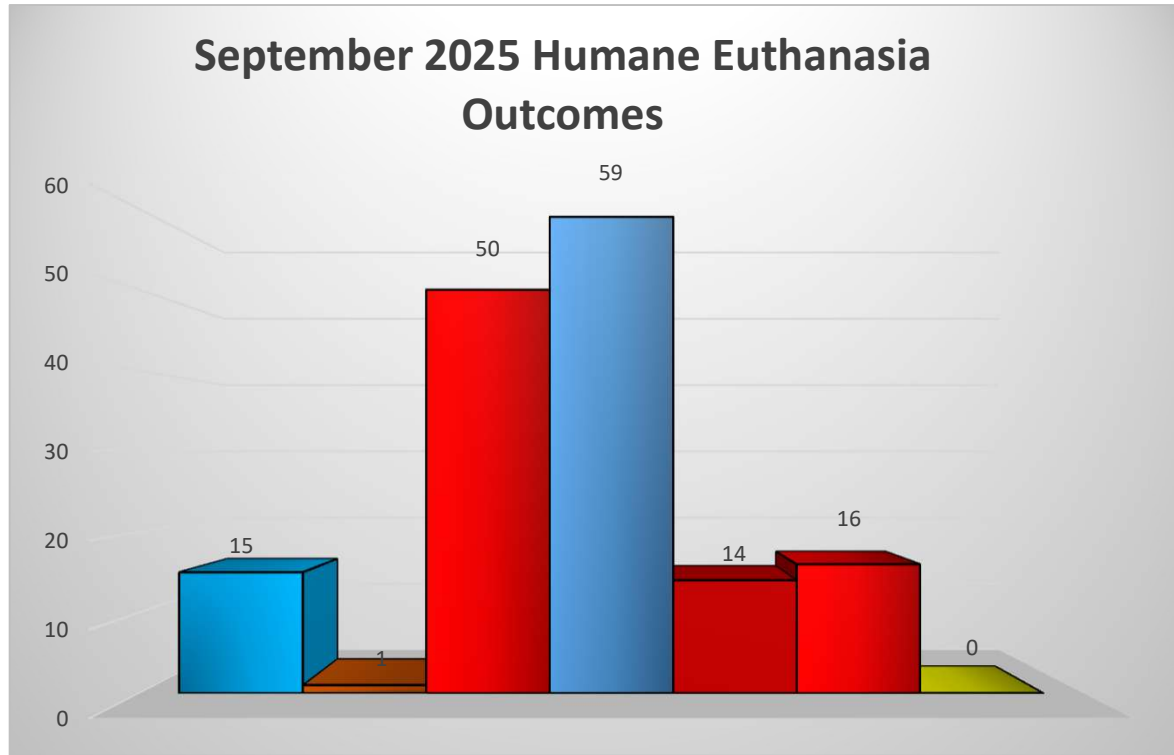
The Annual Live Release Rate does not include 16 owner/guardian requested euthanasia (15 dogs/ 1 cat) which was unhealthy & untreatable and 3 cats and 6 kittens that died while in shelter care resulting in a 76% LRR. (606-25=581, 442/581=76%LRR)

Euthanasia Statistics

September 2025

Surrender Requests Dogs	15	10%
Surrender Requests Cats	1	1%
Medical-sick/injured Dogs	50	32%
Behavior/aggression Dogs	59	38%
Over Capacity Dogs	14	9%
Medical-sick/injured Cats	16	10%
Over Capacity Cats	0	0%
Total Outcome Cats/Dogs	155	

Total Outcomes 155
Shelter Outcomes 139



Humane euthanasia outcomes consist of owner surrender requests/end of life services, medical/illness/injuries, behavioral/bite history person or animal aggression/fractious/unpredictable, and capacity/space/length of stay.