

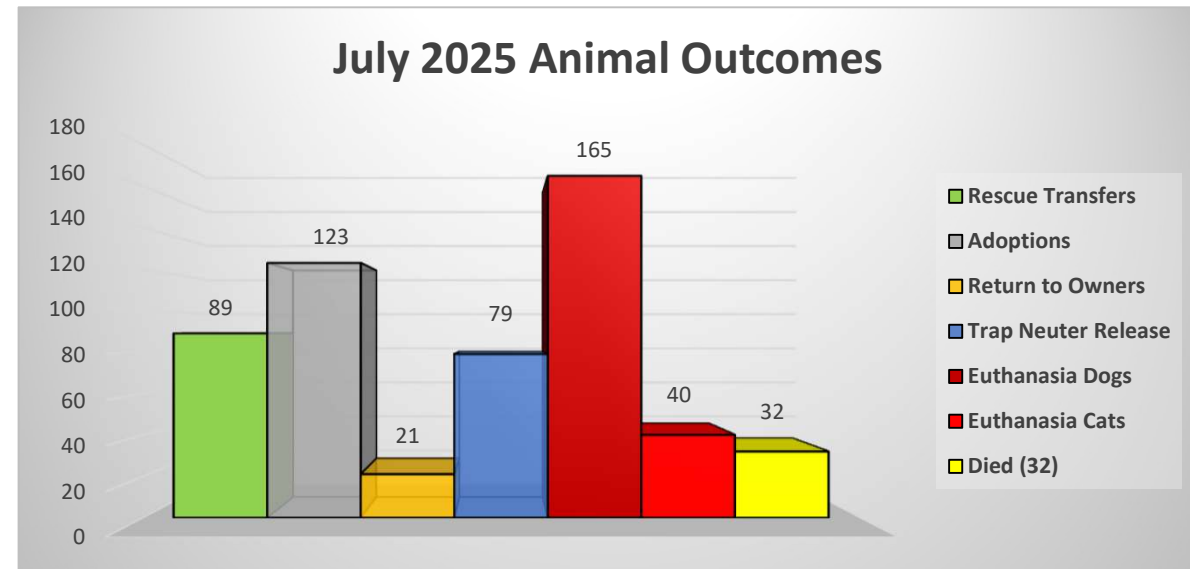
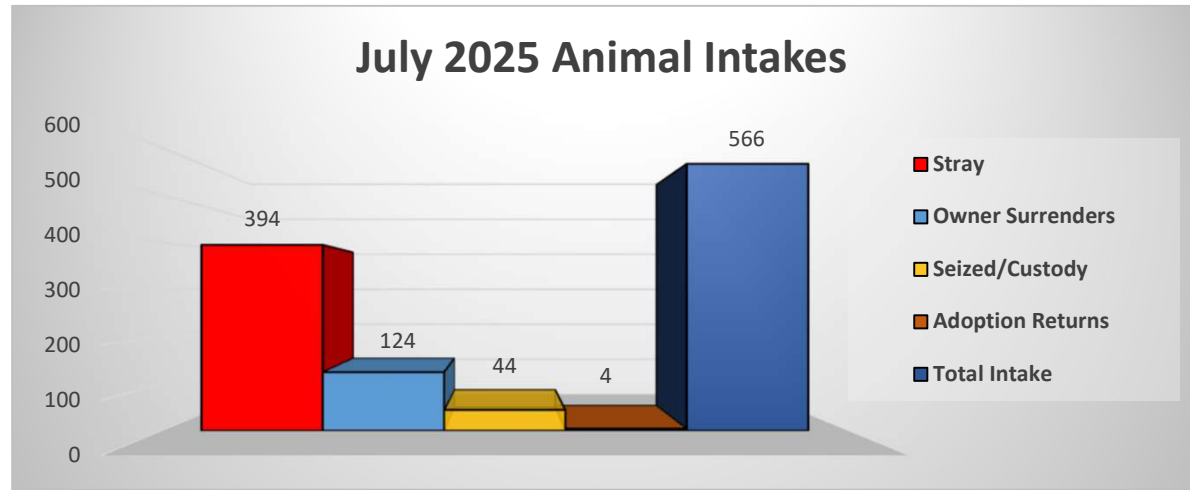
Shelter Statistics

July 2025

Total Intake	566
Stray	394
Owner Surrenders	124
Seized/Custody	44
Adoption Returns	4

Rescue Transfers	89	16%
Adoptions	123	22%
Return to Owners	21	4%
Trap Neuter Release	79	14%
Euthanasia Dogs	165	30%
Euthanasia Cats	40	7%
Died (32)	32	6%
Total Outcome Cats/Dogs	549	

Total Outcomes 549
Positive Outcomes 312



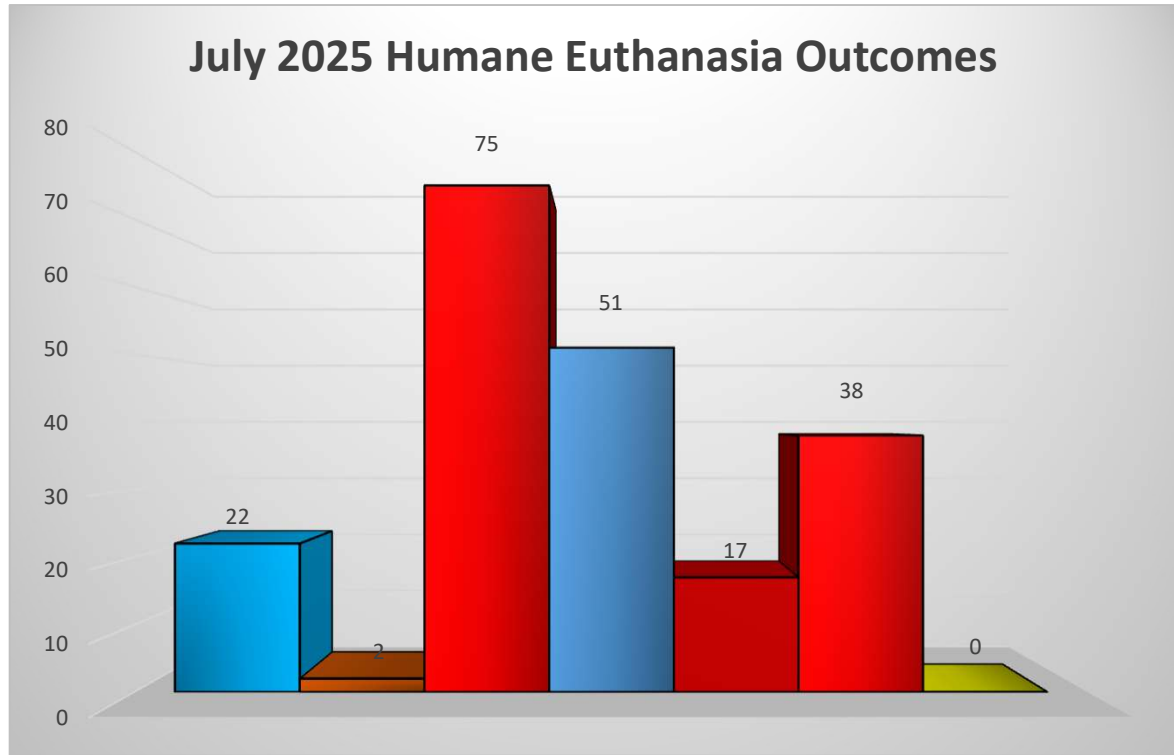
The Annual Live Release Rate does not include 24 owner/guardian requested euthanasia (22 dogs/ 2 cats) which was unhealthy & untreatable and 6 puppies, 4 dogs and 22 kittens that died while in shelter care resulting in a 63.2% LRR. (549-56=493, 312/493=63%LRR)

Euthanasia Statistics

July 2025

Surrender Requests Dogs	22	11%
Surrender Requests Cats	2	1%
Medical-sick/injured Dogs	75	37%
Behavior/aggression Dogs	51	25%
Over Capacity Dogs	17	8%
Medical-sick/injured Cats	38	19%
Over Capacity Cats	0	0%
Total Outcome Cats/Dogs	205	

Total Outcomes **205**
Shelter Outcomes **181**



Humane euthanasia outcomes consist of owner surrender requests/end of life services, medical/illness/injuries, behavioral/bite history person or animal aggression/fractious/unpredictable, and capacity/space/length of stay.