

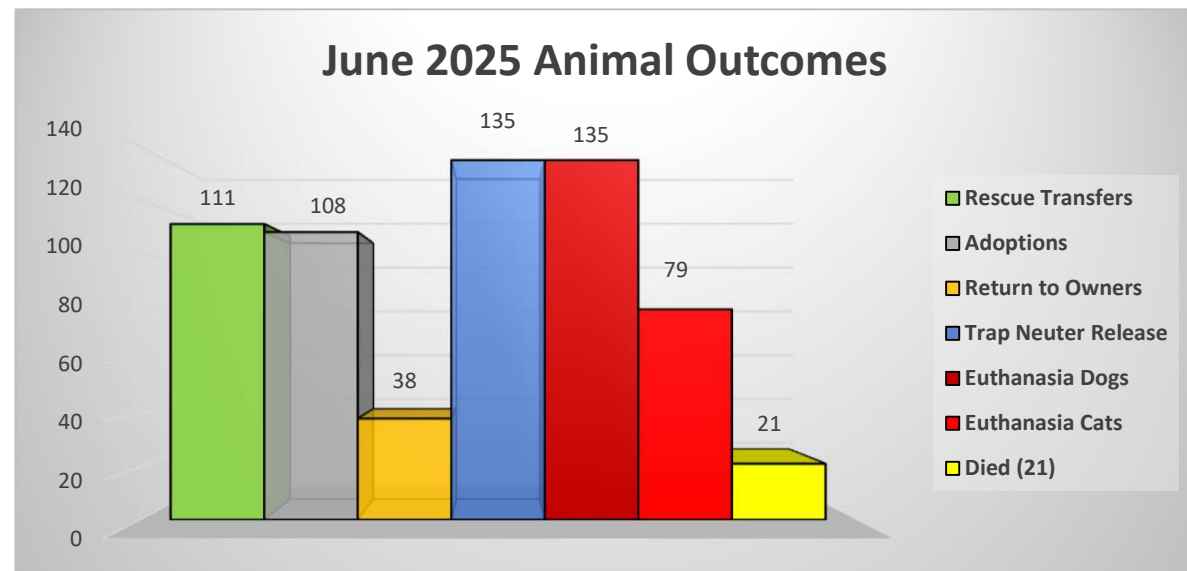
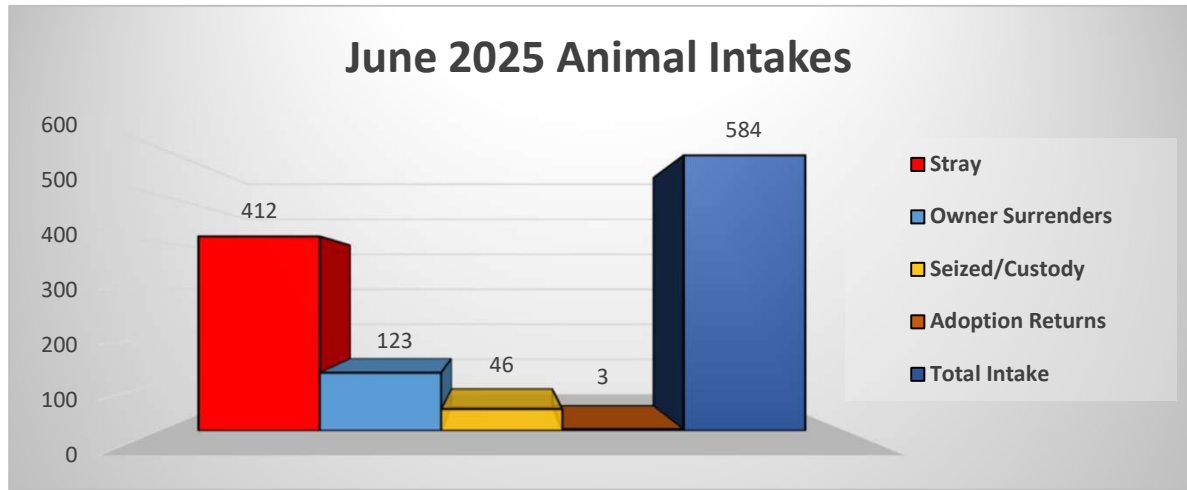
Shelter Statistics

June 2025

Total Intake	584
Stray	412
Owner Surrenders	123
Seized/Custody	46
Adoption Returns	3

Rescue Transfers	111	18%
Adoptions	108	17%
Return to Owners	38	6%
Trap Neuter Release	135	22%
Euthanasia Dogs	135	22%
Euthanasia Cats	79	13%
Died (21)	21	3%
Total Outcome Cats/Dogs	627	

Total Outcomes 627
Positive Outcomes 392



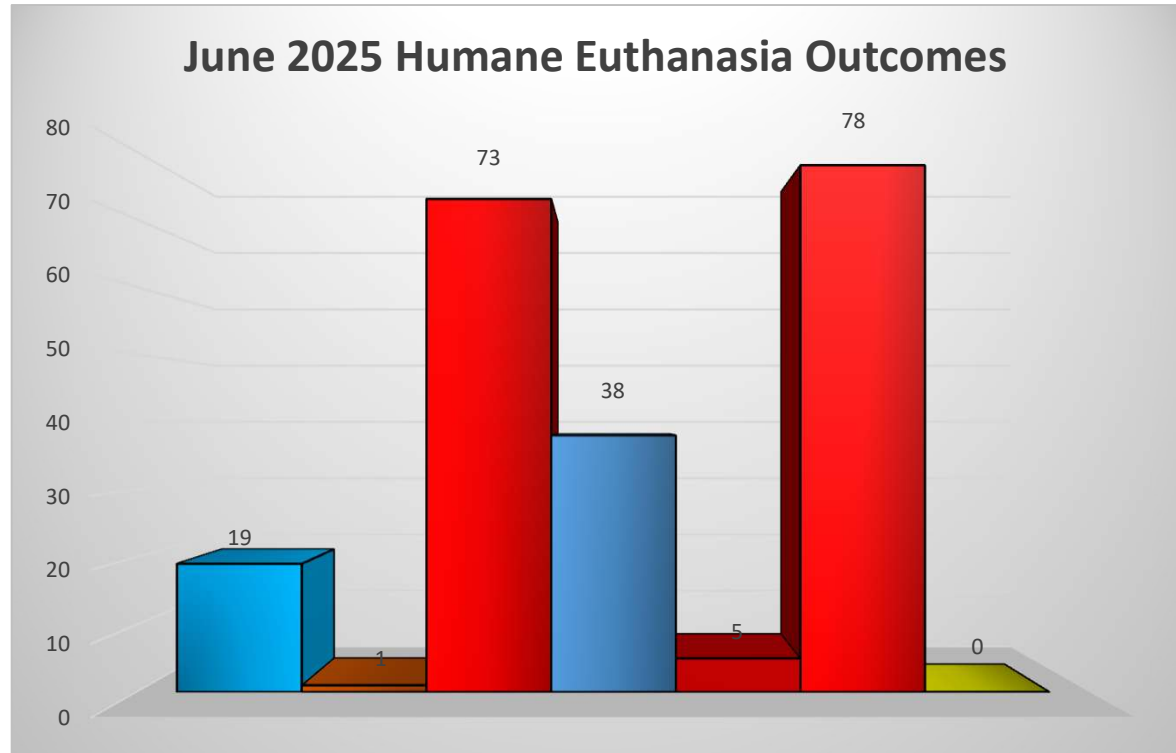
The Annual Live Release Rate does not include 20 owner/guardian requested euthanasia (19 dogs/ 1 cat) which was unhealthy & untreatable and 3 puppies, 3 dogs, 4 cats and 11 kittens that died while in shelter care resulting in a 66.8% LRR. (627-41=586, 392/586=67%LRR)

Euthanasia Statistics

June 2025

Surrender Requests Dogs	19	9%
Surrender Requests Cats	1	0%
Medical-sick/injured Dogs	73	34%
Behavior/aggression Dogs	38	18%
Over Capacity Dogs	5	2%
Medical-sick/injured Cats	78	36%
Over Capacity Cats	0	0%
Total Outcome Cats/Dogs	214	

Total Outcomes 214
Shelter Outcomes 194



Humane euthanasia outcomes consist of owner surrender requests/end of life services, medical/illness/injuries, behavioral/bite history person or animal aggression/fractious/unpredictable, and capacity/space/length of stay.

January 1, 2025 through June 30, 2025 76% Live Release Rate.