

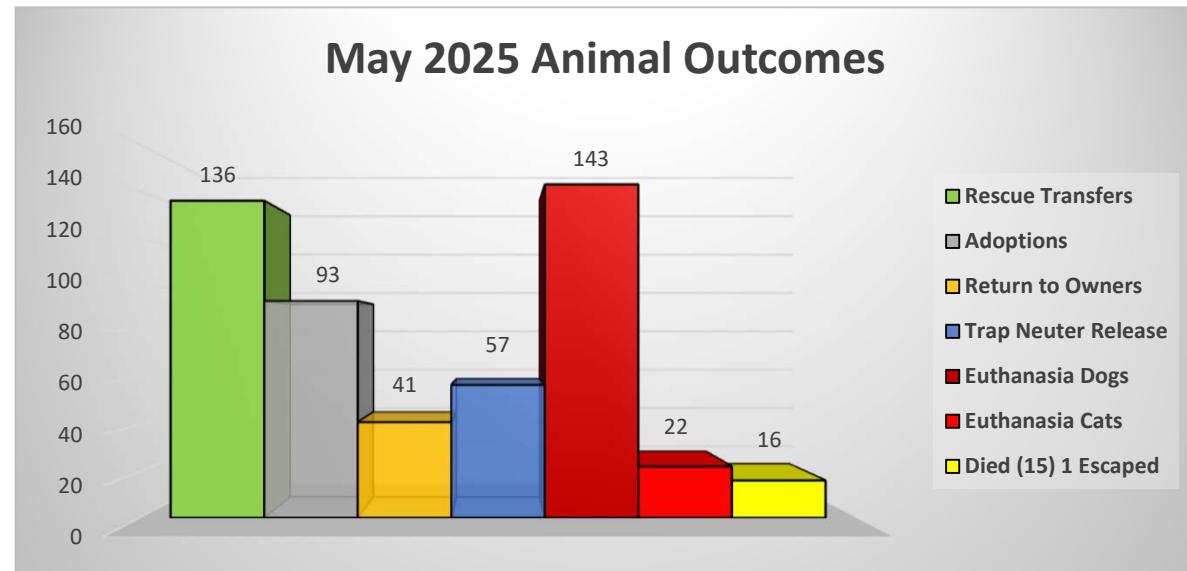
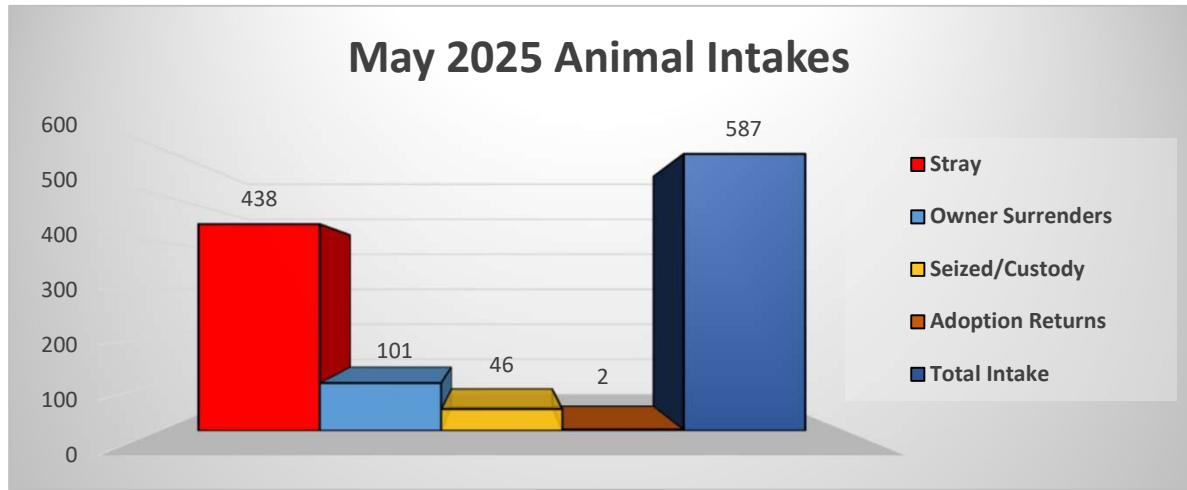
Shelter Statistics

May 2025

Total Intake	587
Stray	438
Owner Surrenders	101
Seized/Custody	46
Adoption Returns	2

Rescue Transfers	136	27%
Adoptions	93	18%
Return to Owners	41	8%
Trap Neuter Release	57	11%
Euthanasia Dogs	143	28%
Euthanasia Cats	22	4%
Died (15) 1 Escaped	16	3%
Total Outcome Cats/Dogs	508	

Total Outcomes 508
Positive Outcomes 327

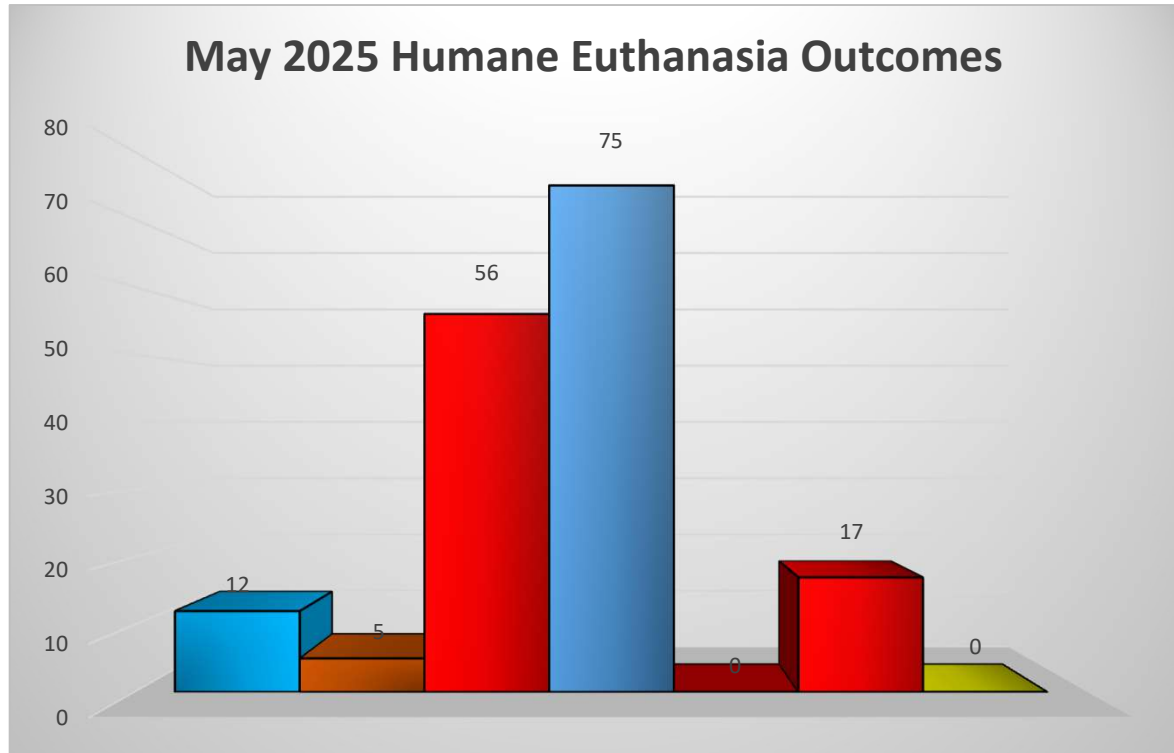


The Annual Live Release Rate does not include 17 owner/guardian requested euthanasia (12 dogs/ 5 cats) which was unhealthy & untreatable and 1 puppy, 1 dog, 1 cat and 12 kittens that died and 1 dog escaped while in shelter care resulting in a 68.8% LRR. (508-33=475, 327/475=69%LRR)

Euthanasia Statistics

May 2025

Surrender Requests Dogs	12	7%
Surrender Requests Cats	5	3%
Medical-sick/injured Dogs	56	34%
Behavior/aggression Dogs	75	45%
Over Capacity Dogs	0	0%
Medical-sick/injured Cats	17	10%
Over Capacity Cats	0	0%
Total Outcome Cats/Dogs	165	
Total Outcomes	165	
Shelter Outcomes	148	



Humane euthanasia outcomes consist of owner surrender requests/end of life services, medical/illness/injuries, behavioral/bite history person or animal aggression/fractious/unpredictable, and capacity/space/length of stay.