

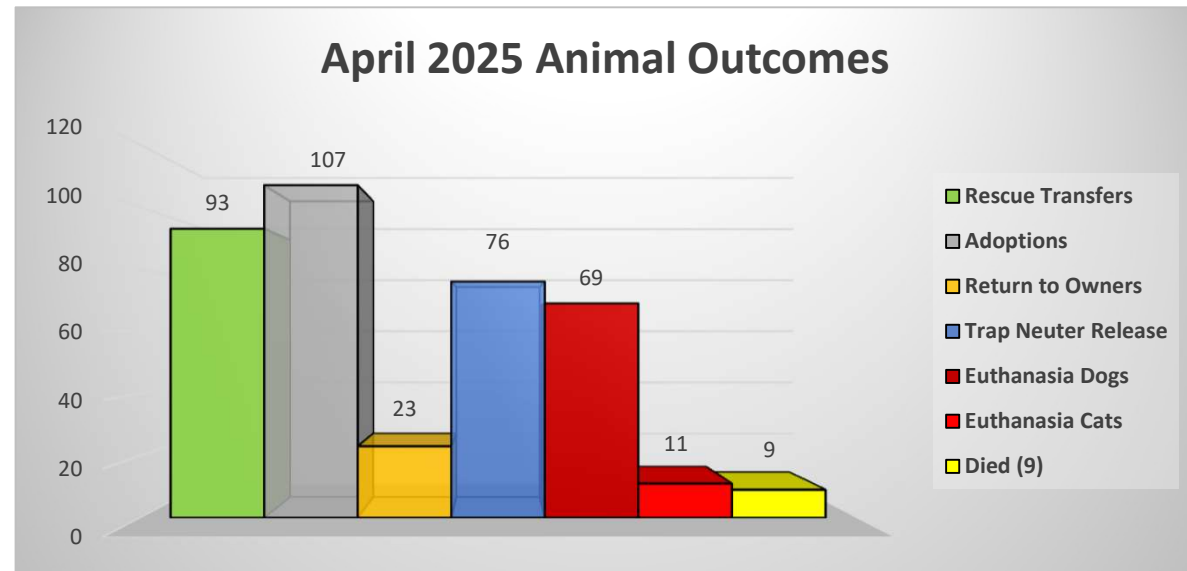
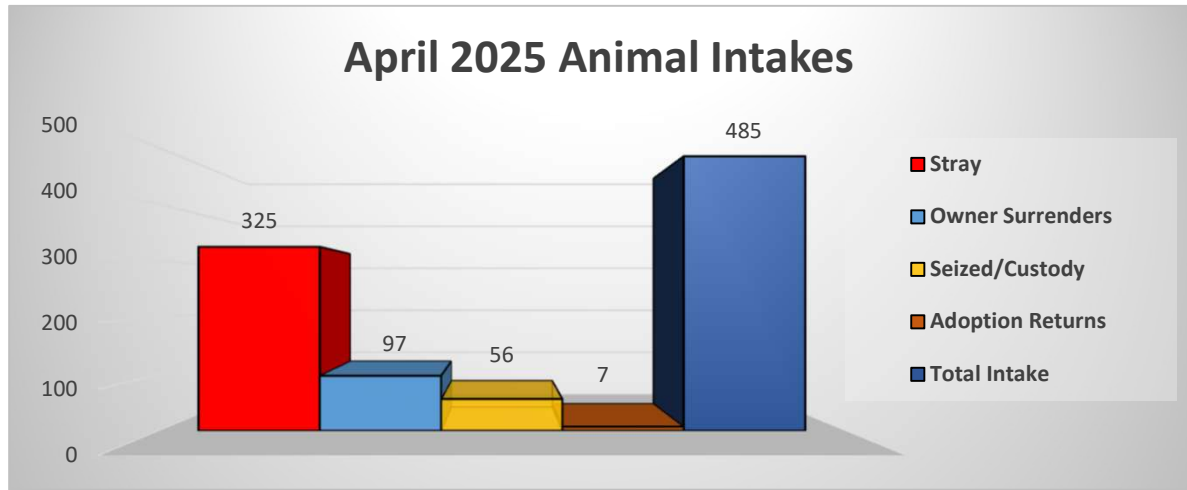
Shelter Statistics

April 2025

Total Intake	485
Stray	325
Owner Surrenders	97
Seized/Custody	56
Adoption Returns	7

Rescue Transfers	93	24%
Adoptions	107	28%
Return to Owners	23	6%
Trap Neuter Release	76	20%
Euthanasia Dogs	69	18%
Euthanasia Cats	11	3%
Died (9)	9	2%
Total Outcome Cats/Dogs	388	

Total Outcomes 388
Positive Outcomes 299



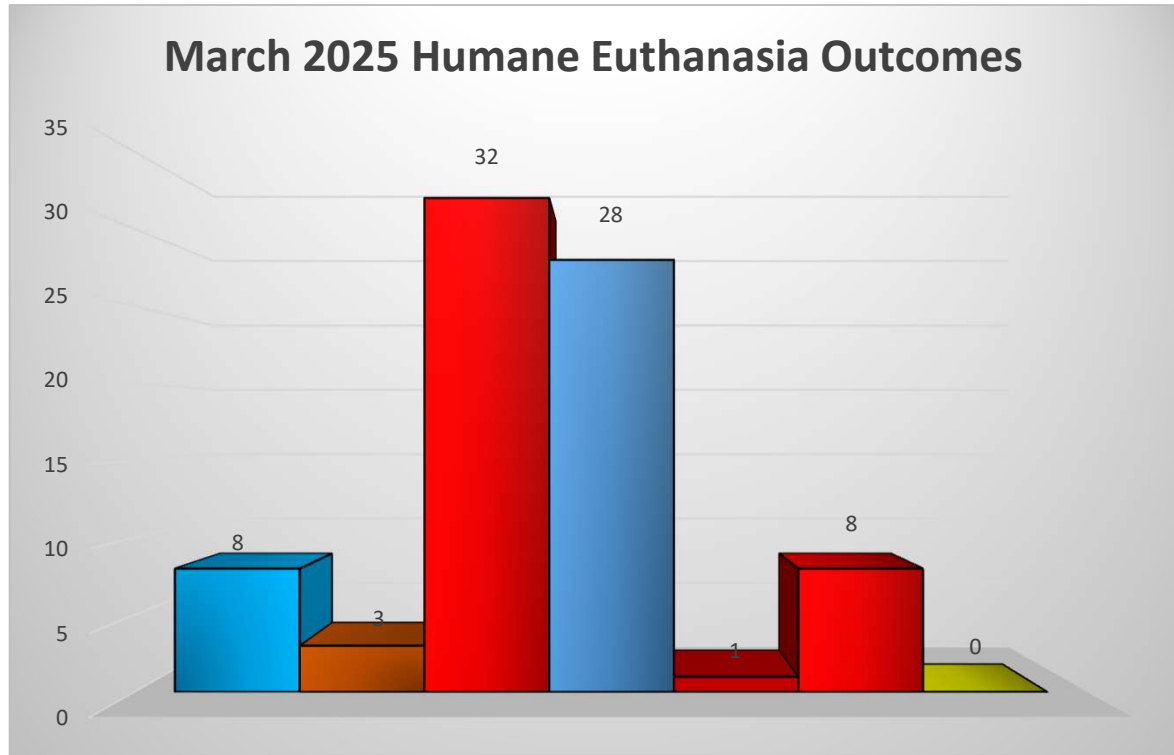
The Annual Live Release Rate does not include 11 owner/guardian requested euthanasia (8 dogs/ 3 cats) which was unhealthy & untreatable and 1 puppy, and 8 kittens that died while in shelter care resulting in a 81% LRR. (388-20=368, 299/368=81%LRR)

Euthanasia Statistics

March 2025

Surrender Requests Dogs	8	10%
Surrender Requests Cats	3	4%
Medical-sick/injured Dogs	32	40%
Behavior/aggression Dogs	28	35%
Over Capacity Dogs	1	1%
Medical-sick/injured Cats	8	10%
Over Capacity Cats	0	0%
Total Outcome Cats/Dogs	80	

Total Outcomes **80**
Shelter Outcomes **69**



Humane euthanasia outcomes consist of owner surrender requests/end of life services, medical/illness/injuries, behavioral/bite history person or animal aggression/fractious/unpredictable, and capacity/space/length of stay.